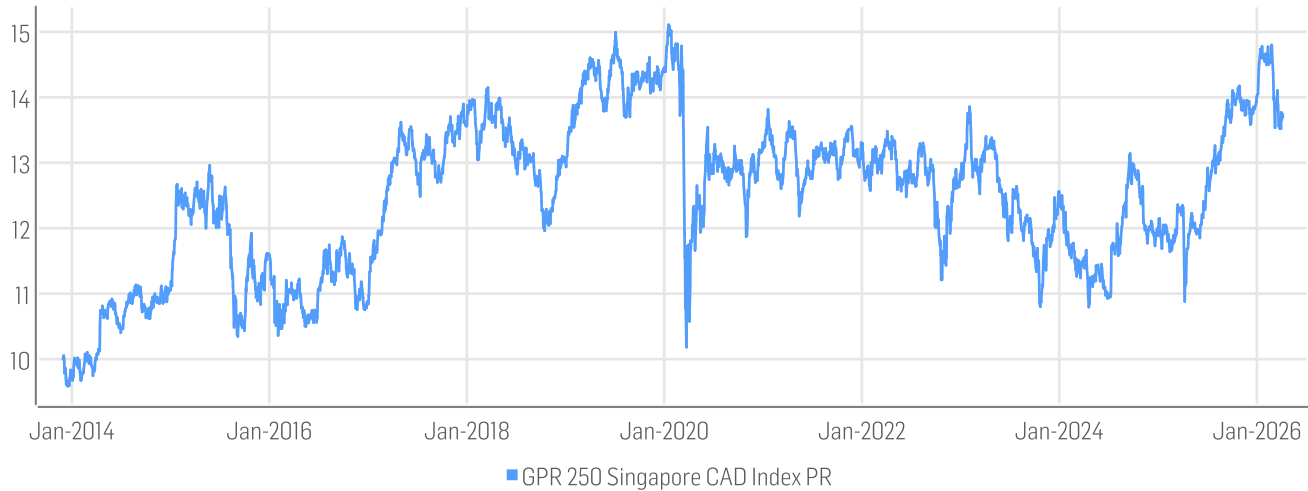


FACTSHEET - AS OF 07-Apr-2026

GPR 250 Singapore CAD Index PR

HISTORICAL PERFORMANCE



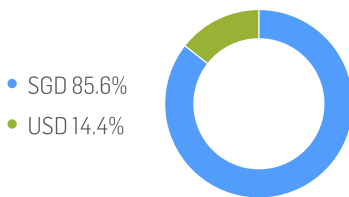
CHARACTERISTICS

ISIN / WKN	GPR0000P7323 / 00P732	Base Value / Base Date	10.0 Points / 29.11.2013
Bloomberg / Reuters	/GPR250CADSGPP	Last Price	13.70
Index Calculator	Solactive AG	Dividends	Not Reinvested
Index Type	Price Return	Calculation	1:00am to 10:50pm (CET), every 15 seconds
Index Currency	CAD	History	Available daily back to 29.11.2013
Index Members	16		

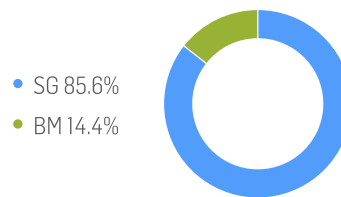
STATISTICS

CAD	30D	90D	180D	360D	YTD	Since Inception
Performance	-2.00%	-4.38%	-1.90%	23.20%	-2.20%	36.99%
Performance (p.a.)						2.58%
Volatility (p.a.)	19.53%	14.20%	11.59%	11.29%	13.92%	14.65%
High	14.11	14.80	14.80	14.80	14.80	15.11
Low	13.52	13.52	13.52	11.17	13.52	9.59
Max. Drawdown	-4.14%	-8.64%	-8.64%	-8.64%	-8.64%	-32.61%
VaR 95 \ 99				-19.3% \ -36.5%		-21.2% \ -39.1%
CVaR 95 \ 99				-26.6% \ -44.4%		-33.4% \ -60.2%

COMPOSITION BY CURRENCIES



COMPOSITION BY COUNTRIES



TOP COMPONENTS AS OF 07-Apr-2026

Company	Ticker	Country	Currency	Index Weight (%)
CAPITALAND INTEGRATED COMMERCIAL TRUST	CICT SP Equity	SG	SGD	19.26%
HONGKONG LAND HOLDINGS LTD ORD	HKL SP Equity	BM	USD	14.42%
CAPITALAND ASCENDAS REIT	CLAR SP Equity	SG	SGD	13.45%
KEPPEL DC REIT	KDCREIT SP Equity	SG	SGD	6.26%
MAPLETREE INDUSTRIAL TRUST	MINT SP Equity	SG	SGD	5.67%
MAPLETREE LOGISTICS TRUST	MLT SP Equity	SG	SGD	5.60%
FRASERS LOGISTICS & COMMERCIAL	FLT SP Equity	SG	SGD	4.59%
CITY DEVELOPMENTS LTD ORD	CIT SP Equity	SG	SGD	4.54%
FRASERS CENTREPOINT TRUST	FCT SP Equity	SG	SGD	4.35%
MAPLETREE PAN ASIA COMMERCIAL TRUST	MPACT SP Equity	SG	SGD	4.31%

DISCLAIMER

© Solactive AG, 2026. All rights reserved.

The information contained in this factsheet is impersonal, not tailored to the needs of any person, entity or group of persons and for informational purposes only. The information contained herein has been obtained from public sources believed to be reliable, but no representation or warranty, express or implied, is made that such information is accurate or complete and it should not be relied upon as such. The content is provided on an "as is" basis. Solactive AG accepts no responsibility or liability for any errors or for any loss from use of this factsheet or any of the information or data contained herein. In no event shall Solactive AG be liable to any party for any direct, indirect, incidental, exemplary, compensatory, punitive, special or consequential damages, costs, expenses, legal fees, or losses (including, without limitation, lost income or lost profits and opportunity costs) in connection with any use of the factsheets and its content even if advised of the possibility of such damages.

It is not possible to invest directly in an index. Exposure to assets represented by an index is available through investable financial instruments that seek to provide an investment return based on the performance of an index. A decision to invest in any such financial instrument should not be made in reliance on any of the statements set forth in this document. Prospective investors are advised to make an investment in any such financial instrument only after carefully considering the risks associated with investing in such financial instruments, as detailed in an offering memorandum or similar document that is prepared by or on behalf of the issuer of the financial instrument or vehicle.

The financial instruments are not sponsored, promoted, sold or supported in any other manner by Solactive AG nor does Solactive AG offer any express or implicit guarantee or assurance either with regard to the results of using the Index and/or Index trade mark or the Index level at any time or in any other respect. Solactive AG makes no assurance that financial instruments based on the index will accurately track index performance or provide positive investment returns. Solactive AG is not an investment adviser and nothing in this factsheet constitutes a recommendation by Solactive AG to invest capital in financial instruments nor does it in any way represent an assurance or opinion of Solactive AG with regard to any investment in a financial instrument. Inclusion of a security within an index is not a recommendation by Solactive AG to buy, sell, or hold such security, nor is it considered to be investment advice.

Past performance should not be considered as indication or guarantee of any future results. Charts and graphs are provided for illustrative purposes.

This info service is offered exclusively by Solactive AG, Platz der Einheit 1, D-60327 Frankfurt am Main|E-Mail: indexing@solactive.com

"Solactive", "Solactive GBS", "German Index Engineering" and the logo  are registered trademarks of Solactive AG.

The information in this document does not constitute tax, legal or investment advice. The factsheet is proprietary to Solactive AG. Its content may not be modified, reproduced, redistributed or stored in a retrieval system in whole or in part without the prior written consent of Solactive AG.