

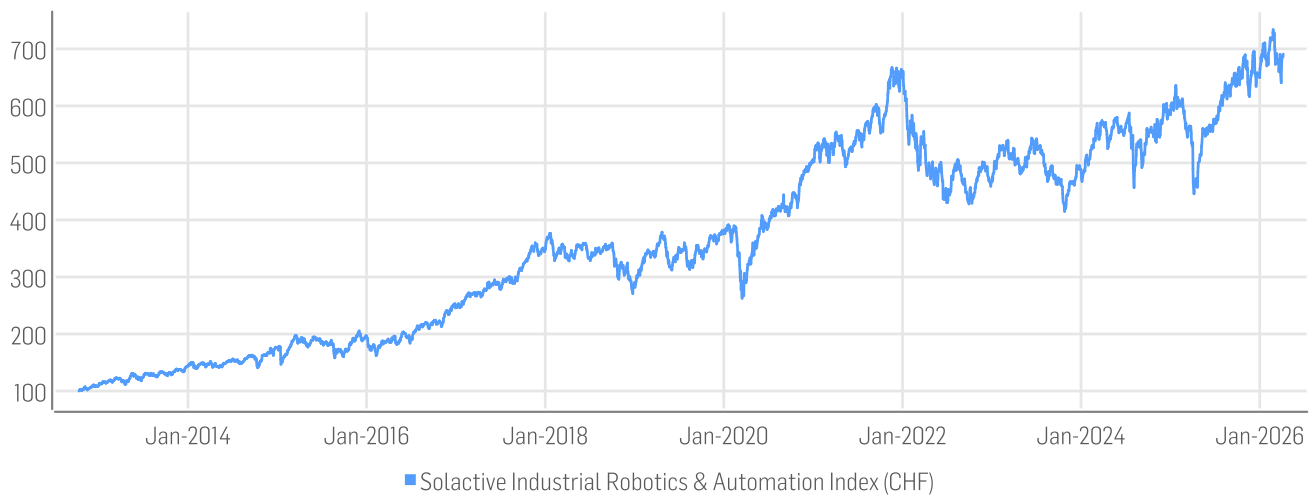
FACTSHEET - AS OF 07-Apr-2026

Solactive Industrial Robotics & Automation Index (CHF)

DESCRIPTION

The Solactive Industrial Robotics & Automation Index (CHF) aims to track a portfolio of companies whose products and services are focused on robotics and automatization solutions in an industrial context. It is calculated as a Net Total Return Index in CHF.

HISTORICAL PERFORMANCE



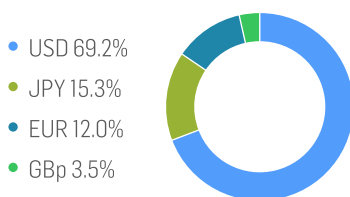
CHARACTERISTICS

ISIN / WKN	DE000SLA5EA4 / SLA5EA	Base Value / Base Date	100 / 12.10.2012
Bloomberg / Reuters	- / .SOLIROBC	Last Price	690.94
Index Calculator	Solactive AG	Dividends	Reinvested (Total Return Index)
Index Type	Net Total Return	Calculation	09:00am to 10:30pm (CET), every 15 seconds
Index Currency	CHF	History	10/12/2012
Index Members	29		

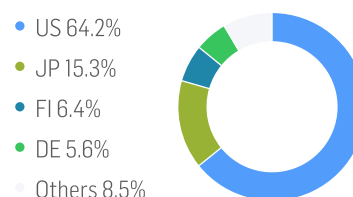
STATISTICS

CHF	30D	90D	180D	360D	YTD	Since Inception
Performance	2.69%	1.35%	3.51%	50.50%	6.32%	590.94%
Performance (p.a.)						15.41%
Volatility (p.a.)	28.03%	24.41%	25.11%	22.09%	24.28%	21.56%
High	691.65	733.72	733.72	733.72	733.72	733.72
Low	640.55	640.55	616.39	457.18	640.55	100.00
Max. Drawdown	-7.39%	-12.70%	-12.70%	-12.70%	-12.70%	-37.83%
VaR 95 \ 99				-36.3% \ -54.6%		-35.0% \ -60.4%
CVaR 95 \ 99				-49.0% \ -67.8%		-52.4% \ -87.2%

COMPOSITION BY CURRENCIES



COMPOSITION BY COUNTRIES



TOP COMPONENTS AS OF 07-Apr-2026

Company	Ticker	Country	Currency	Index Weight (%)
IPG PHOTONICS CORP	IPGP UW Equity	US	USD	5.13%
ROHM CO LTD ORD	6963 JT Equity	JP	JPY	5.11%
SILICON LABORATORIES INC	SLAB UW Equity	US	USD	4.97%
MACOM TECHNOLOGY SOLUTIONS HOLDINGS INC	MTSI UW Equity	US	USD	4.68%
COGNEX CORP	CGNX UW Equity	US	USD	4.58%
INTEL CORP	INTC UW Equity	US	USD	4.01%
TELEDYNE TECHNOLOGIES INC	TDY UN Equity	US	USD	4.00%
LATTICE SEMICONDUCTOR CORP	LSCC UW Equity	US	USD	3.95%
DAIFUKU CO LTD	6383 JT Equity	JP	JPY	3.84%
ADVANCED MICRO DEVICES	AMD UW Equity	US	USD	3.77%
SEMTECH CORP	SMTC UW Equity	US	USD	3.69%
HALMA PLC	HLMA LN Equity	GB	GBp	3.52%
NORDSON CORP	NDSN UW Equity	US	USD	3.52%
GEA GROUP AKTIENGESELLSCHAFT	GIA GY Equity	DE	EUR	3.52%
YOKOGAWA ELECTRIC CORP ORD	6841 JT Equity	JP	JPY	3.39%
NVIDIA CORP	NVDA UW Equity	US	USD	3.33%
LINCOLN ELECTRIC HOLDINGS	LECO UW Equity	US	USD	3.32%
METSO CORPORATION	METSO FH Equity	FI	EUR	3.31%

FACTSHEET - AS OF 07-Apr-2026
Solactive Industrial Robotics & Automation Index (CHF)

Company	Ticker	Country	Currency	Index Weight (%)
ROCKWELL AUTOMATION INC	ROK UN Equity	US	USD	3.12%
MICROCHIP TECHNOLOGY INC	MCHP UW Equity	US	USD	3.11%
KONECRANES OYJ	KCR FH Equity	FI	EUR	3.09%
FANUC CORP	6954 JT Equity	JP	JPY	2.93%
AMBARELLA INC	AMBA UW Equity	KY	USD	2.54%
ASTERA LABS INC	ALAB UW Equity	US	USD	2.53%
CREDO TECHNOLOGY GROUP HOLDING LTD	CRDO UW Equity	KY	USD	2.45%
QUALCOMM INC	QCOM UW Equity	US	USD	2.42%
OUSTER INC	OUST UW Equity	US	USD	2.40%
KION GROUP AG	KGX GY Equity	DE	EUR	2.09%
IMPINJ INC	PI UW Equity	US	USD	1.68%

DISCLAIMER

© Solactive AG, 2026. All rights reserved.

The information contained in this factsheet is impersonal, not tailored to the needs of any person, entity or group of persons and for informational purposes only. The information contained herein has been obtained from public sources believed to be reliable, but no representation or warranty, express or implied, is made that such information is accurate or complete and it should not be relied upon as such. The content is provided on an "as is" basis. Solactive AG accepts no responsibility or liability for any errors or for any loss from use of this factsheet or any of the information or data contained herein. In no event shall Solactive AG be liable to any party for any direct, indirect, incidental, exemplary, compensatory, punitive, special or consequential damages, costs, expenses, legal fees, or losses (including, without limitation, lost income or lost profits and opportunity costs) in connection with any use of the factsheets and its content even if advised of the possibility of such damages.

It is not possible to invest directly in an index. Exposure to assets represented by an index is available through investable financial instruments that seek to provide an investment return based on the performance of an index. A decision to invest in any such financial instrument should not be made in reliance on any of the statements set forth in this document. Prospective investors are advised to make an investment in any such financial instrument only after carefully considering the risks associated with investing in such financial instruments, as detailed in an offering memorandum or similar document that is prepared by or on behalf of the issuer of the financial instrument or vehicle.

The financial instruments are not sponsored, promoted, sold or supported in any other manner by Solactive AG nor does Solactive AG offer any express or implicit guarantee or assurance either with regard to the results of using the Index and/or Index trade mark or the Index level at any time or in any other respect. Solactive AG makes no assurance that financial instruments based on the index will accurately track index performance or provide positive investment returns. Solactive AG is not an investment adviser and nothing in this factsheet constitutes a recommendation by Solactive AG to invest capital in financial instruments nor does it in any way represent an assurance or opinion of Solactive AG with regard to any investment in a financial instrument. Inclusion of a security within an index is not a recommendation by Solactive AG to buy, sell, or hold such security, nor is it considered to be investment advice.

Past performance should not be considered as indication or guarantee of any future results. Charts and graphs are provided for illustrative purposes.

This info service is offered exclusively by Solactive AG, Platz der Einheit 1, D-60327 Frankfurt am Main|E-Mail: indexing@solactive.com

"Solactive", "Solactive GBS", "German Index Engineering" and the logo  are registered trademarks of Solactive AG.

The information in this document does not constitute tax, legal or investment advice. The factsheet is proprietary to Solactive AG. Its content may not be modified, reproduced, redistributed or stored in a retrieval system in whole or in part without the prior written consent of Solactive AG.