

FACTSHEET – April 07, 2026

Prime Alternative Harvest Index

DESCRIPTION

Cannabis, a flowering plant used medicinally and recreationally for centuries, is being rediscovered in modern society. Marijuana, which is the drug made from the plant's leaves and widely considered a controlled substance, is losing its stigma in the U.S. and around the world. The Prime Alternative Harvest Index uses a proprietary methodology to provide a reference measure for the global cannabis industry as well as the industries likely to be influenced by the medicinal and recreational cannabis legalization initiatives taking place around the world. The Index is designed to measure the performance of companies that will benefit from these initiatives, collectively referred to as companies in the Prime Cannabis Ecosystem, and includes the following categories:

Cannabis-Focused: cannabis product manufacturers, marketers, or distributors, and cannabis growers and farmers.

Cannabis Biopharma: Companies engaged in creating, marketing, or distributing cannabinoid prescription drugs for medicinal purposes.

Tobacco and Tobacco Substitutes: Companies engaged in producing tobacco products such as cigarettes and cigars, electronic cigarettes, as well as tobacco leaf merchants.

Tobacco-Related: Companies currently engaged, in producing cigarette and cigar components for tobacco product manufacturers, such as paper and filters.

Agrochemical: Companies engaged in i) the creation, production, and distribution of fertilizers, plant foods and pesticides, and growing equipment for cannabis or tobacco growing; or, ii) manufacturing and marketing consumer hydroponic products.

The index is calculated on a Price Return, Net Total Return, and Gross Total Return basis. The data included herein uses the Gross Total Return version of the index.

HISTORICAL PERFORMANCE



FACTSHEET – April 07, 2026

Prime Alternative Harvest Index

CHARACTERISTICS

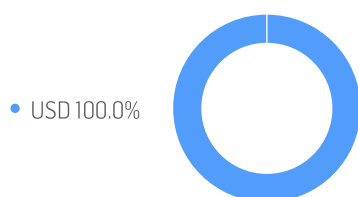
ISIN / WKN	DE000SLA5BW4 / SLA5BW	Base Value / Base Date	100 Points / 15.12.2017
Bloomberg / Reuters	HARVEST Index / .HARVEST	Last Price	8.66
Index Calculator	Solactive AG	Dividends	Reinvested (Total Return Index)
Index Type	Gross Total Return	Calculation	09:30am to 4:30pm (EST), every 15 seconds
Index Currency	USD	History	Available daily back to 15.12.2017
Index Members	9		

STATISTICS

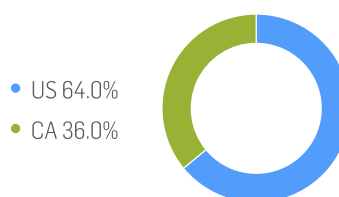
USD	30D	90D	180D	360D	YTD	Since Inception
Performance	-8.36%	-20.18%	-41.80%	37.68%	-20.77%	-91.34%
Performance (p.a.)						-25.50%
Volatility (p.a.)	56.45%	49.83%	83.44%	79.38%	49.04%	54.18%
High	9.35	11.46	15.04	15.04	11.46	167.48
Low	7.82	7.82	7.82	6.03	7.82	5.88
Sharpe Ratio*	-1.22	-1.28	-0.84	0.44	-1.27	-0.54
Max. Drawdown	-17.25%	-31.76%	-48.01%	-48.01%	-31.76%	-96.49%
VaR 95 \ 99				-102.3% \ -148.0%		-78.1% \ -129.4%
CVaR 95 \ 99				-142.9% \ -240.6%		-114.4% \ -195.6%

* Up to 31 December 2021, ex-post Sharpe ratios use as input for the risk free rate term the London Inter-Bank Offered rates in the respective currencies of the index and at a term equal to the observation period. From 3 January 2022 onwards, Sharpe ratios will be / are calculated using as reference risk free rate input the overnight replacement rate for these currencies, namely SONIA (for GBP), SOFR (for USD) and EURIBOR Overnight (for EUR).

Composition by Currencies



Composition by Countries




FACTSHEET – April 07, 2026

Prime Alternative Harvest Index

COMPONENTS AS OF 07-Apr-2026

Company	Ticker	Country	Currency	Index Weight (%)
AMPLIFY SEYMOUR CANNABIS ETF	CNBS UP Equity	US	USD	50.00%
TILRAY BRANDS INC	TLRY UW Equity	US	USD	14.02%
CRONOS GROUP INC	CRON UQ Equity	CA	USD	8.35%
CANOPY GROWTH CORP	CGC UW Equity	CA	USD	7.19%
SUNDIAL GROWERS INC	SNDL UR Equity	CA	USD	5.97%
VILLAGE FARMS INTERNATIONAL INC	VFF UR Equity	CA	USD	5.18%
AURORA CANNABIS INC	ACB UR Equity	CA	USD	3.58%
HIGH TIDE INC	HITI UR Equity	CA	USD	3.33%
ORGANIGRAM GLOBAL INC	OGI UW Equity	CA	USD	2.36%





FACTSHEET – April 07, 2026

Prime Alternative Harvest Index

For more information, please visit www.PrimeIndexes.com.

This index is owned by Level ETF Ventures LLC ("LEV"). All rights reserved. Prime Indexes and this index specifically are trademarks of LEV. Redistribution, reproduction and/or photocopying in whole or in part are prohibited without written permission. This document does not constitute an offer of services in jurisdictions where LEV or its respective affiliates do not have the necessary licenses. All information provided by LEV is impersonal and not tailored to the needs of any person, entity or group of persons. LEV receives compensation in connection with licensing its indexes to third parties. Past performance of an index is not a guarantee of future results.

LEV does not sponsor, endorse, sell, promote or manage any investment fund or other investment vehicle that is offered by third parties and that seeks to provide an investment return based on the performance of any index. These materials have been prepared solely for informational purposes based upon information generally available to the public and from sources believed to be reliable.

THE CONTENT IS PROVIDED ON AN "AS IS" BASIS, LEV DISCLAIMS ANY AND ALL EXPRESS OR IMPLIED WARRANTIES, INCLUDING, BUT NOT LIMITED TO, ANY WARRANTIES OF MERCHANTABILITY OR FITNESS FOR A PARTICULAR PURPOSE OR USE, FREEDOM FROM BUGS, SOFTWARE ERRORS OR DEFECTS, THAT THE CONTENT'S FUNCTIONING WILL BE UNINTERRUPTED OR THAT THE CONTENT WILL OPERATE WITH ANY SOFTWARE OR HARDWARE CONFIGURATION.

Please visit www.PrimeIndexes.com for full disclaimers associated with the index and website.

