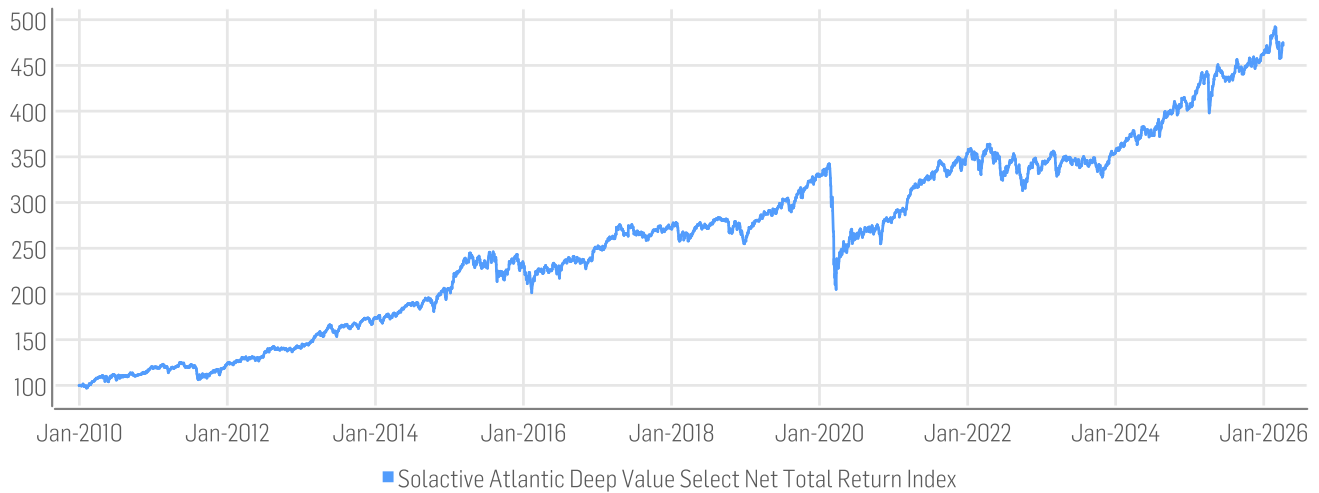


FACTSHEET - AS OF 07-Apr-2026

Solactive Atlantic Deep Value Select Net Total Return Index

HISTORICAL PERFORMANCE



CHARACTERISTICS

ISIN / WKN	DE000SLA3KA6 / SLA3KA	Base Value / Base Date	100 points / 30.12.2009
Bloomberg / Reuters	SOLADVSN Index / .SOLADVSN	Last Price	472.05
Index Calculator	Solactive AG	Dividends	Reinvested (Total Return Index)
Index Type	Europe and US	Calculation	09:00am to 10:30pm (CET), every 15 seconds
Index Currency	EUR	History	Available daily back to 30.12.2009
Index Members	100		

FACTSHEET - AS OF 07-Apr-2026
Solactive Atlantic Deep Value Select Net Total Return Index

STATISTICS

EUR	30D	90D	180D	360D	YTD	Since Inception
Performance	-0.53%	1.68%	4.88%	16.13%	2.15%	372.05%
Performance (p.a.)						10.01%
Volatility (p.a.)	12.57%	11.15%	9.05%	8.53%	10.88%	12.56%
High	475.48	492.30	492.30	492.30	492.30	492.30
Low	457.59	457.59	446.56	413.43	457.59	96.98
Sharpe Ratio*	-0.65	0.46	0.91	1.69	0.59	0.64
Max. Drawdown	-3.76%	-7.05%	-7.05%	-7.05%	-7.05%	-40.15%
VaR 95 \ 99				-13.2% \ -21.2%		-18.2% \ -35.6%
CVaR 95 \ 99				-18.7% \ -32.7%		-30.6% \ -57.3%

* Up to 31 December 2021, ex-post Sharpe ratios use as input for the risk free rate term the London Inter-Bank Offered rates in the respective currencies of the index and at a term equal to the observation period. From 3 January 2022 onwards, Sharpe ratios will be / are calculated using as reference risk free rate input the overnight replacement rate for these currencies, namely SONIA (for GBP), SOFR (for USD) and EURIBOR Overnight (for EUR).

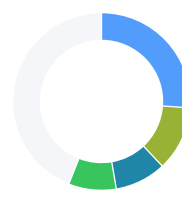
COMPOSITION BY CURRENCIES

- EUR 39.2%
- USD 29.7%
- GBp 11.8%
- SEK 9.3%
- Others 9.9%



COMPOSITION BY COUNTRIES

- US 26.2%
- GB 11.8%
- SE 9.3%
- FR 8.7%
- Others 44.0%



TOP COMPONENTS AS OF 07-Apr-2026

Company	Ticker	Country	Currency	Index Weight (%)
ENI SPA	ENI IM Equity	IT	EUR	1.80%
TOTALENERGIES SE	TTE FP Equity	FR	EUR	1.71%
NATURGY ENERGY GROUP SA	NTGY SQ Equity	ES	EUR	1.54%
HELVETIA BALOISE HOLDING AG	HBAN SE Equity	CH	CHF	1.53%
AGEAS SA NV	AGS BB Equity	BE	EUR	1.53%
COMPANIA DE DISTRIBUCION INTEGRAL LOGISTA HOLDINGS SA	LOG SQ Equity	ES	EUR	1.50%
AXA SA	CS FP Equity	FR	EUR	1.49%
ASSICURAZIONI GENERALI SPA	G IM Equity	IT	EUR	1.49%
NN GROUP NV	NN NA Equity	NL	EUR	1.48%
ASR NEDERLAND NV	ASRNL NA Equity	NL	EUR	1.48%
ALLIANZ SE	ALV GY Equity	DE	EUR	1.47%
TERNA SPA	TRN IM Equity	IT	EUR	1.46%
BANKINTER SA	BKT SQ Equity	ES	EUR	1.46%
DNB BANK ASA	DNB NO Equity	NO	NOK	1.46%
MUNICH REINSURANCE COMPANY	MUV2 GY Equity	DE	EUR	1.46%

FACTSHEET - AS OF 07-Apr-2026
Solactive Atlantic Deep Value Select Net Total Return Index

Company	Ticker	Country	Currency	Index Weight (%)
RED ELECTRICA CORP SA	RED SQ Equity	ES	EUR	1.46%
ROYAL KPN NV	KPN NA Equity	NL	EUR	1.46%
ZURICH INSURANCE GROUP AG	ZURN SE Equity	CH	CHF	1.46%
RIO TINTO PLC	RIO LN Equity	GB	GBP	1.45%
SAMPO OYJ CLASS A	SAMPO FH Equity	FI	EUR	1.44%
TRYG AS	TRYG DC Equity	DK	DKK	1.44%
HSBC HOLDINGS PLC	HSBA LN Equity	GB	GBP	1.44%
JYSKE BANK A/S	JYSK DC Equity	DK	DKK	1.43%
UNIBAIL-RODAMCO-WESTFIELD	URW FP Equity	FR	EUR	1.41%
KLEPIERRE SA	LI FP Equity	FR	EUR	1.41%
HERA SPA	HER IM Equity	IT	EUR	1.41%
KBC GROUPE SA	KBC BB Equity	BE	EUR	1.40%
ELISA OYJ CLASS A	ELISA FH Equity	FI	EUR	1.40%
NORDEA BANK ABP	NDA FH Equity	FI	EUR	1.40%
SWEDBANK AB CLASS A	SWEDA SS Equity	SE	SEK	1.39%
LEGAL & GENERAL GROUP PLC ORD	LGEM LN Equity	GB	GBP	1.38%
KESKO OYJ CLASS B	KESKOB FH Equity	FI	EUR	1.38%
SKANDINAVISKA ENSKILDA BANKEN AB CLASS A	SEBA SS Equity	SE	SEK	1.37%
GECINA SA	GFC FP Equity	FR	EUR	1.36%
M&G PLC	MNG LN Equity	GB	GBP	1.36%
POSTE ITALIANE SPA	PST IM Equity	IT	EUR	1.35%
INVESTOR AB CLASS B	INVEB SS Equity	SE	SEK	1.35%
NOVARTIS AG	NOVN SE Equity	CH	CHF	1.34%
SVENSKA HANDELSBANKEN AB CLASS A	SHBA SS Equity	SE	SEK	1.34%
STANDARD CHARTERED PLC	STAN LN Equity	GB	GBP	1.34%
INDUSTRIVAERDEN AB ORD C	INDUC SS Equity	SE	SEK	1.31%
BUREAU VERITAS SA	BVI FP Equity	FR	EUR	1.30%
ESSITY AB CLASS B	ESSITYB SS Equity	SE	SEK	1.30%
INTERTEK GROUP PLC	ITRK LN Equity	GB	GBP	1.30%
SKANSKA AB CLASS B	SKAB SS Equity	SE	SEK	1.28%
LONDONMETRIC PROPERTY PLC	LMP LN Equity	GB	GBP	1.27%
ROCHE HOLDING AG	ROP SE Equity	CH	CHF	1.24%
HENKEL AG & CO KGAA PREF	HEN3 GY Equity	DE	EUR	1.19%
UNILEVER PLC	ULVR LN Equity	GB	GBP	1.17%
BARRATT REDROW PLC	BTRW LN Equity	GB	GBP	1.11%
SMITHFIELD FOODS INC	SFD UW Equity	US	USD	0.71%
BANK OF NEW YORK MELLON CORP	BK UN Equity	US	USD	0.65%
STATE STREET CORP	STT UN Equity	US	USD	0.64%
UNUM GROUP	UNM UN Equity	US	USD	0.63%
NATIONAL FUEL GAS COMPANY	NFG UN Equity	US	USD	0.63%
UNITED BANKSHARES INC	UBSI UW Equity	US	USD	0.63%
BANK OF AMERICA CORP	BAC UN Equity	US	USD	0.62%
NORTHERN TRUST CORP	NTRS UW Equity	US	USD	0.62%
INGREDION INC	INGR UN Equity	US	USD	0.62%

FACTSHEET - AS OF 07-Apr-2026
Solactive Atlantic Deep Value Select Net Total Return Index

Company	Ticker	Country	Currency	Index Weight (%)
AIR LEASE CORP	AL UN Equity	US	USD	0.62%
MONDELEZ INTERNATIONAL INC	MDLZ UW Equity	US	USD	0.61%
ESSENT GROUP LTD	ESNT UN Equity	BM	USD	0.61%
GLOBE LIFE INC	GL UN Equity	US	USD	0.61%
YUM! BRANDS	YUM UN Equity	US	USD	0.61%
STARWOOD PROPERTY TRUST INC	STWD UN Equity	US	USD	0.60%
AMERICAN FINANCIAL GROUP INC	AFG UN Equity	US	USD	0.60%
TERRENO REALTY CORP	TRNO UN Equity	US	USD	0.60%
AXIS CAPITAL HOLDINGS LTD	AXS UN Equity	BM	USD	0.60%
PRIMERICA INC	PRI UN Equity	US	USD	0.60%
PRINCIPAL FINANCIAL GROUP INC	PFG UW Equity	US	USD	0.60%
RELIANCE STEEL & ALUMINUM	RS UN Equity	US	USD	0.60%
CHUBB LTD	CB UN Equity	CH	USD	0.60%
HANOVER INSURANCE GROUP INC	THG UN Equity	US	USD	0.60%
AFLAC INC	AFL UN Equity	US	USD	0.60%
ARCH CAPITAL GROUP LTD	ACGL UW Equity	BM	USD	0.60%
ENCOMPASS HEALTH CORP	EHC UN Equity	US	USD	0.60%
O REILLY AUTOMOTIVE INC	ORLY UW Equity	US	USD	0.60%
CINCINNATI FINANCIAL CORP	CINF UW Equity	US	USD	0.59%
HARTFORD FINANCIAL SERVICES GROUP INC	HIG UN Equity	US	USD	0.59%
SNAP-ON INC	SNA UN Equity	US	USD	0.59%
COMMERCE BANCSHARES INC/MO	CBSH UW Equity	US	USD	0.59%
M & T BANK CORP	MTB UN Equity	US	USD	0.59%
HEALTHCARE REALTY TRUST INC	HR UN Equity	US	USD	0.58%
AUTOMATIC DATA PROCESSING	ADP UW Equity	US	USD	0.58%
ANNALY CAPITAL MANAGEMENT INC	NLY UN Equity	US	USD	0.58%
PEPSICO INC	PEP UW Equity	US	USD	0.58%
CNA FINANCIAL CORP (IL)	CNA UN Equity	US	USD	0.58%
TRAVELERS COS INC/THE	TRV UN Equity	US	USD	0.58%
GAMING AND LEISURE PROPERTIES INC	GLPI UW Equity	US	USD	0.57%
AGNC INVESTMENT CORP	AGNC UW Equity	US	USD	0.57%
FIDELITY NATIONAL FINANCIAL INC	FNF UN Equity	US	USD	0.57%
BLACKROCK INC	BLK UN Equity	US	USD	0.56%
MEDTRONIC PLC	MDT UN Equity	IE	USD	0.56%
MCDONALDS CORP	MCD UN Equity	US	USD	0.56%
DOMINOS PIZZA INC	DPZ UW Equity	US	USD	0.56%
ALLEGION PLC	ALLE UN Equity	IE	USD	0.55%
TEXTRON INC	TXT UN Equity	US	USD	0.54%
COMCAST CORP-CLASS A	CMCSA UW Equity	US	USD	0.54%
FIRST AMERICAN FINANCIAL CORP	FAF UN Equity	US	USD	0.54%
OTIS WORLDWIDE CORP	OTIS UN Equity	US	USD	0.52%

FACTSHEET - AS OF 07-Apr-2026
Solactive Atlantic Deep Value Select Net Total Return Index

DISCLAIMER

© Solactive AG, 2026. All rights reserved.


The information contained in this factsheet is impersonal, not tailored to the needs of any person, entity or group of persons and for informational purposes only. The information contained herein has been obtained from public sources believed to be reliable, but no representation or warranty, express or implied, is made that such information is accurate or complete and it should not be relied upon as such. The content is provided on an "as is" basis. Solactive AG accepts no responsibility or liability for any errors or for any loss from use of this factsheet or any of the information or data contained herein. In no event shall Solactive AG be liable to any party for any direct, indirect, incidental, exemplary, compensatory, punitive, special or consequential damages, costs, expenses, legal fees, or losses (including, without limitation, lost income or lost profits and opportunity costs) in connection with any use of the factsheets and its content even if advised of the possibility of such damages.

It is not possible to invest directly in an index. Exposure to assets represented by an index is available through investable financial instruments that seek to provide an investment return based on the performance of an index. A decision to invest in any such financial instrument should not be made in reliance on any of the statements set forth in this document. Prospective investors are advised to make an investment in any such financial instrument only after carefully considering the risks associated with investing in such financial instruments, as detailed in an offering memorandum or similar document that is prepared by or on behalf of the issuer of the financial instrument or vehicle.

The financial instruments are not sponsored, promoted, sold or supported in any other manner by Solactive AG nor does Solactive AG offer any express or implicit guarantee or assurance either with regard to the results of using the Index and/or Index trade mark or the Index level at any time or in any other respect. Solactive AG makes no assurance that financial instruments based on the index will accurately track index performance or provide positive investment returns. Solactive AG is not an investment adviser and nothing in this factsheet constitutes a recommendation by Solactive AG to invest capital in financial instruments nor does it in any way represent an assurance or opinion of Solactive AG with regard to any investment in a financial instrument. Inclusion of a security within an index is not a recommendation by Solactive AG to buy, sell, or hold such security, nor is it considered to be investment advice.

Past performance should not be considered as indication or guarantee of any future results. Charts and graphs are provided for illustrative purposes.

This info service is offered exclusively by Solactive AG, Platz der Einheit 1, D-60327 Frankfurt am Main|E-Mail: indexing@solactive.com

"Solactive", "Solactive GBS", "German Index Engineering" and the logo  are registered trademarks of Solactive AG.

The information in this document does not constitute tax, legal or investment advice. The factsheet is proprietary to Solactive AG. Its content may not be modified, reproduced, redistributed or stored in a retrieval system in whole or in part without the prior written consent of Solactive AG.