

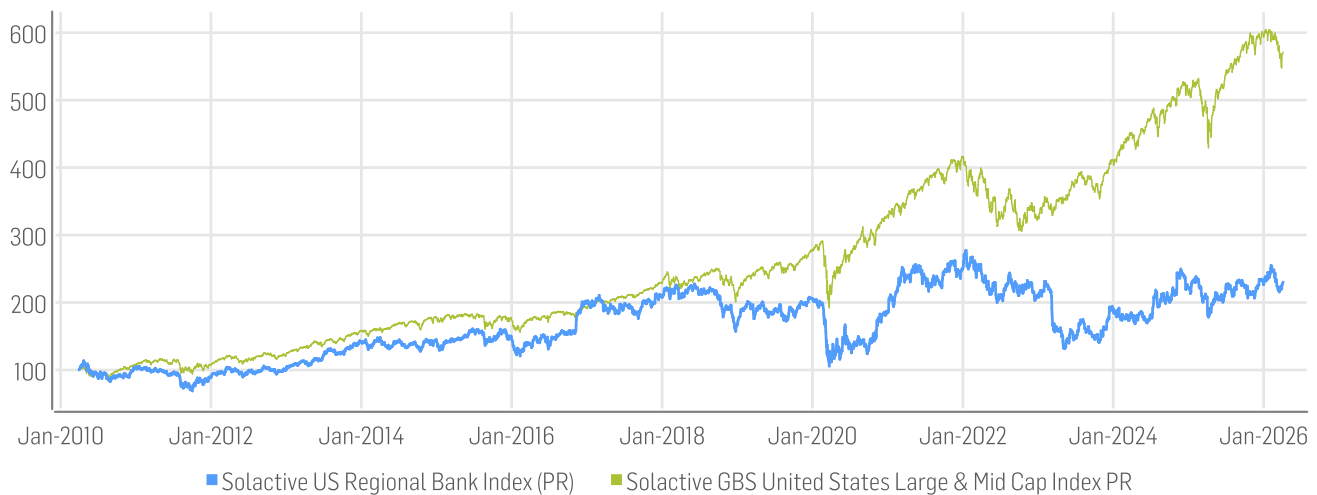
FACTSHEET - AS OF 06-Apr-2026

Solactive US Regional Bank Index (PR)

DESCRIPTION

The Index aims to track the 50 largest regional banks in the US. They are selected according to Free Float Market Capitalization and weighted equally. The indices are adjusted quarterly in March, June, September and December.

HISTORICAL PERFORMANCE



CHARACTERISTICS

ISIN / WKN	DE000SLA09C1 / SLA09C	Base Value / Base Date	100 Points / 31.03.2010
Bloomberg / Reuters	SOLRBKP Index / .SOLRBKP	Last Price	230.32
Index Calculator	Solactive AG	Dividends	No reinvestment
Index Type	Price Return	Calculation	09:30am to 16:30pm (EST), every 15 seconds
Index Currency	USD	History	Available daily back to 31.03.2010
Index Members	50		

STATISTICS

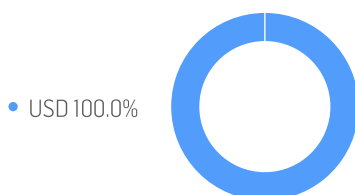
USD	30D	90D	180D	360D	YTD	Since Inception
Performance	2.50%	-1.97%	3.30%	27.79%	1.71%	130.32%
Performance (p.a.)						5.35%
Volatility (p.a.)	15.48%	24.16%	24.36%	22.86%	23.87%	28.13%
High	230.32	255.07	255.07	255.07	255.07	277.01
Low	215.53	215.53	206.40	180.24	215.53	68.79
Sharpe Ratio*	2.03	-0.47	0.13	1.08	0.13	0.06
Max. Drawdown	-4.08%	-15.50%	-15.50%	-15.50%	-15.50%	-53.59%
VaR 95 \ 99				-29.5% \ -72.2%		-42.6% \ -81.1%
CVaR 95 \ 99				-57.9% \ -88.8%		-67.3% \ -112.2%

* Up to 31 December 2021, ex-post Sharpe ratios use as input for the risk free rate term the London Inter-Bank Offered rates in the respective currencies of the index and at a term equal to the observation period. From 3 January 2022 onwards, Sharpe ratios will be / are calculated using as reference risk free rate input the overnight replacement rate for these currencies, namely SONIA (for GBP), SOFR (for USD) and EURIBOR Overnight (for EUR).

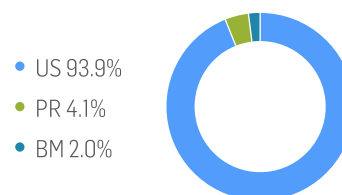
STATISTICS - GBS - Solactive GBS United States Large & Mid Cap Index PR

USD	30D	90D	180D	360D	YTD	Since Inception
Performance	-1.94%	-5.12%	-2.69%	23.51%	-3.80%	471.09%
Performance (p.a.)						11.49%
Volatility (p.a.)	18.03%	14.13%	13.47%	13.01%	13.85%	17.16%
High	2865.52	2949.87	2949.87	2949.87	2949.87	2949.87
Low	2672.75	2672.75	2672.75	2171.10	2672.75	425.85
Sharpe Ratio*	-1.38	-1.62	-0.67	1.55	-1.25	0.46
Max. Drawdown	-6.73%	-9.39%	-9.39%	-9.39%	-9.39%	-34.06%
VaR 95 \ 99				-24.1% \ -35.8%		-26.2% \ -50.7%
CVaR 95 \ 99				-30.0% \ -40.7%		-42.3% \ -72.7%

COMPOSITION BY CURRENCIES



COMPOSITION BY COUNTRIES



TOP COMPONENTS AS OF 06-Apr-2026

Company	Ticker	Country	Currency	Index Weight (%)
BANCORP INC/THE	TBBK UW Equity	US	USD	2.08%
WESTERN ALLIANCE BANCORP	WAL UN Equity	US	USD	2.06%
POPULAR INC	BPOP UW Equity	PR	USD	2.05%
FIFTH THIRD BANCORP	FITB UW Equity	US	USD	2.04%
TRUIST FINANCIAL CORP	TFC UN Equity	US	USD	2.04%
RENASANT CORP	RNST UN Equity	US	USD	2.03%
PINNACLE FINANCIAL PARTNERS	PNFP UN Equity	US	USD	2.03%
GLACIER BANCORP INC	GBCI UN Equity	US	USD	2.03%
BANC OF CALIFORNIA INC	BANC UN Equity	US	USD	2.02%
WINTRUST FINANCIAL CORP	WTFC UW Equity	US	USD	2.02%
EAST WEST BANCORP INC	EWBC UW Equity	US	USD	2.02%
CUSTOMERS BANCORP INC	CUBI UN Equity	US	USD	2.02%
FIRST BANCORP/PUERTO RICO	FBP UN Equity	PR	USD	2.01%
FIRST HORIZON CORP	FHN UN Equity	US	USD	2.01%
BANK OZK	OZK UW Equity	US	USD	2.01%
INDEPENDENT BANK CORP/MA	INDB UW Equity	US	USD	2.01%
M & T BANK CORP	MTB UN Equity	US	USD	2.01%
FIRST HAWAIIAN INC	FHB UW Equity	US	USD	2.01%
EASTERN BANKSHARES INC	EBC UW Equity	US	USD	2.01%
FIRST BUSEY CORP	BUSE UW Equity	US	USD	2.01%
BANK OF HAWAII CORP	BOH UN Equity	US	USD	2.00%
BEACON FINANCIAL CORPORATION	BBT UN Equity	US	USD	2.00%
CATHAY GENERAL BANCORP	CATY UW Equity	US	USD	2.00%
US BANCORP	USB UN Equity	US	USD	2.00%
FIRST CITIZENS BANCSHARES INC/NC	FCNCA UW Equity	US	USD	2.00%
SEACOAST BANKING CORP/FL	SBCF UW Equity	US	USD	2.00%
FIRST FINANCIAL BANCORP	FFBC UW Equity	US	USD	2.00%
CULLEN/FROST BANKERS INC	CFR UN Equity	US	USD	2.00%
WESBANCO INC	WSBC UW Equity	US	USD	2.00%
BANNER CORPORATION	BANR UW Equity	US	USD	2.00%
COLUMBIA BANKING SYSTEM INC	COLB UW Equity	US	USD	2.00%
BANK OF NT BUTTERFIELD & SON	NTB UN Equity	BM	USD	2.00%
ENTERPRISE FINANCIAL SERVICE	EFSC UW Equity	US	USD	1.99%
UNITED COMMUNITY BANKS INC/GA	UCB UN Equity	US	USD	1.99%
ATLANTIC UNION BANKSHARES CORP	AUB UN Equity	US	USD	1.99%
HANCOCK WHITNEY CORP	HWC UW Equity	US	USD	1.99%
UNITED BANKSHARES INC	UBSI UW Equity	US	USD	1.99%
TOWNE BANK	TOWN UW Equity	US	USD	1.98%
CVB FINANCIAL CORP	CVBF UW Equity	US	USD	1.98%
AMERIS BANCORP	ABCB UN Equity	US	USD	1.98%
COMMERCE BANCSHARES INC/MO	CBSH UW Equity	US	USD	1.98%
HOME BANCSHARES INC	HOMB UN Equity	US	USD	1.98%

FACTSHEET - AS OF 06-Apr-2026
Solactive US Regional Bank Index (PR)

Company	Ticker	Country	Currency	Index Weight (%)
TRUSTMARK CORP	TRMK UW Equity	US	USD	1.97%
FIRST INTERSTATE BANCYSYS-A	FIBK UW Equity	US	USD	1.97%
BANCFIRST CORP	BANF UW Equity	US	USD	1.97%
PROSPERITY BANCSHARES INC	PB UN Equity	US	USD	1.96%
FIRST BANCORP/NC	FBNC UW Equity	US	USD	1.94%
SERVISFIRST BANCSHARES INC	SFBS UN Equity	US	USD	1.94%
INTERNATIONAL BANCSHARES CORP	IBOC UW Equity	US	USD	1.93%

DISCLAIMER

© Solactive AG, 2026. All rights reserved.


The information contained in this factsheet is impersonal, not tailored to the needs of any person, entity or group of persons and for informational purposes only. The information contained herein has been obtained from public sources believed to be reliable, but no representation or warranty, express or implied, is made that such information is accurate or complete and it should not be relied upon as such. The content is provided on an "as is" basis. Solactive AG accepts no responsibility or liability for any errors or for any loss from use of this factsheet or any of the information or data contained herein. In no event shall Solactive AG be liable to any party for any direct, indirect, incidental, exemplary, compensatory, punitive, special or consequential damages, costs, expenses, legal fees, or losses (including, without limitation, lost income or lost profits and opportunity costs) in connection with any use of the factsheets and its content even if advised of the possibility of such damages.

It is not possible to invest directly in an index. Exposure to assets represented by an index is available through investable financial instruments that seek to provide an investment return based on the performance of an index. A decision to invest in any such financial instrument should not be made in reliance on any of the statements set forth in this document. Prospective investors are advised to make an investment in any such financial instrument only after carefully considering the risks associated with investing in such financial instruments, as detailed in an offering memorandum or similar document that is prepared by or on behalf of the issuer of the financial instrument or vehicle.

The financial instruments are not sponsored, promoted, sold or supported in any other manner by Solactive AG nor does Solactive AG offer any express or implicit guarantee or assurance either with regard to the results of using the Index and/or Index trade mark or the Index level at any time or in any other respect. Solactive AG makes no assurance that financial instruments based on the index will accurately track index performance or provide positive investment returns. Solactive AG is not an investment adviser and nothing in this factsheet constitutes a recommendation by Solactive AG to invest capital in financial instruments nor does it in any way represent an assurance or opinion of Solactive AG with regard to any investment in a financial instrument. Inclusion of a security within an index is not a recommendation by Solactive AG to buy, sell, or hold such security, nor is it considered to be investment advice.

Past performance should not be considered as indication or guarantee of any future results. Charts and graphs are provided for illustrative purposes.

This info service is offered exclusively by Solactive AG, Platz der Einheit 1, D-60327 Frankfurt am Main | E-Mail: indexing@solactive.com

"Solactive", "Solactive GBS", "German Index Engineering" and the logo  are registered trademarks of Solactive AG.

The information in this document does not constitute tax, legal or investment advice. The factsheet is proprietary to Solactive AG. Its content may not be modified, reproduced, redistributed or stored in a retrieval system in whole or in part without the prior written consent of Solactive AG.