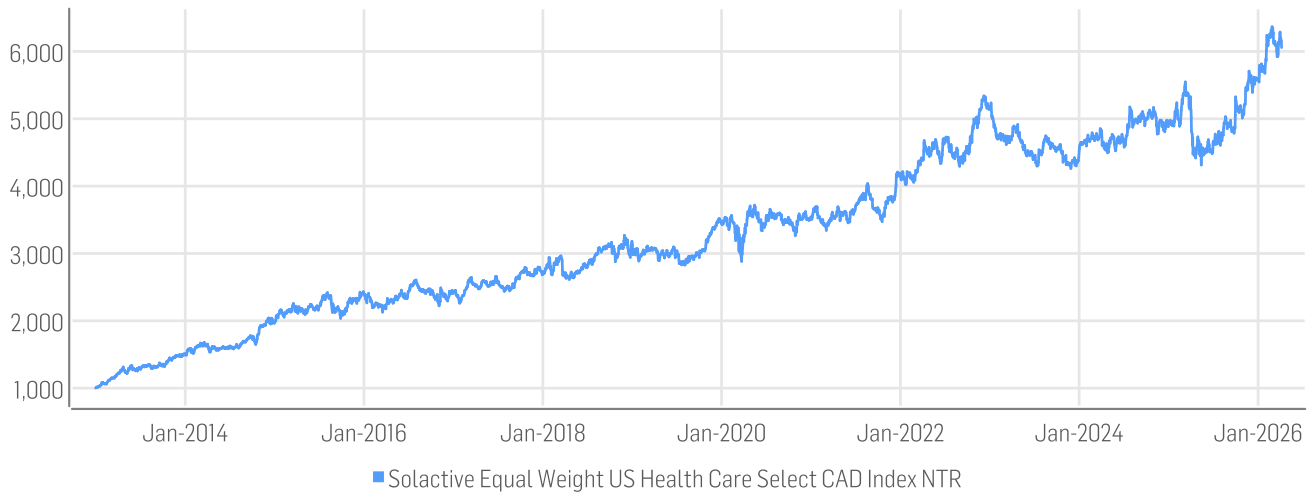


FACTSHEET - AS OF 07-Apr-2026

Solactive Equal Weight US Health Care Select CAD Index NTR

HISTORICAL PERFORMANCE



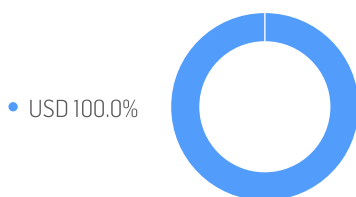
CHARACTERISTICS

ISIN / WKN	DE000SLOSMS3 / SLOSMS	Base Value / Base Date	5195.54 Points / 21.10.2025
Bloomberg / Reuters	/ .SOLUSHCN	Last Price	6057.08
Index Calculator	Solactive AG	Dividends	Reinvested
Index Type	Net Total Return	Calculation	09:30 to 16:50 (EST), every 15 seconds
Index Currency	CAD	History	Available daily back to 21.10.2025
Index Members	6		

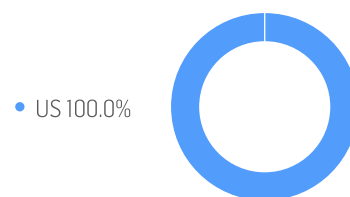
STATISTICS

CAD	30D	90D	180D	360D	YTD	Since Inception
Performance	-1.01%	4.57%	17.06%	34.61%	8.73%	16.58%
Performance (p.a.)						39.59%
Volatility (p.a.)	15.46%	18.20%	17.74%	20.04%	18.16%	18.16%
High	6287.28	6366.26	6366.26	6366.26	6366.26	6366.26
Low	5921.73	5676.29	5010.60	4313.27	5546.30	5010.60
Max. Drawdown	-3.69%	-6.98%	-6.98%	-8.83%	-6.98%	-6.98%
VaR 95 \ 99				-28.6% \ -42.7%		-24.6% \ -32.4%
CVaR 95 \ 99				-40.3% \ -62.9%		-28.8% \ -35.6%

COMPOSITION BY CURRENCIES



COMPOSITION BY COUNTRIES



TOP COMPONENTS AS OF 07-Apr-2026

Company	Ticker	Country	Currency	Index Weight (%)
JOHNSON & JOHNSON	JNJ UN Equity	US	USD	17.59%
MERCK & CO. INC.	MRK UN Equity	US	USD	17.27%
BRISTOL-MYERS SQUIBB CO	BMJ UN Equity	US	USD	17.02%
PFIZER INC	PFE UN Equity	US	USD	16.84%
AMGEN INC	AMGN UW Equity	US	USD	15.92%
ABBVIE INC	ABBV UN Equity	US	USD	15.36%

DISCLAIMER

© Solactive AG, 2026. All rights reserved.

The information contained in this factsheet is impersonal, not tailored to the needs of any person, entity or group of persons and for informational purposes only. The information contained herein has been obtained from public sources believed to be reliable, but no representation or warranty, express or implied, is made that such information is accurate or complete and it should not be relied upon as such. The content is provided on an "as is" basis. Solactive AG accepts no responsibility or liability for any errors or for any loss from use of this factsheet or any of the information or data contained herein. In no event shall Solactive AG be liable to any party for any direct, indirect, incidental, exemplary, compensatory, punitive, special or consequential damages, costs, expenses, legal fees, or losses (including, without limitation, lost income or lost profits and opportunity costs) in connection with any use of the factsheets and its content even if advised of the possibility of such damages.

It is not possible to invest directly in an index. Exposure to assets represented by an index is available through investable financial instruments that seek to provide an investment return based on the performance of an index. A decision to invest in any such financial instrument should not be made in reliance on any of the statements set forth in this document. Prospective investors are advised to make an investment in any such financial instrument only after carefully considering the risks associated with investing in such financial instruments, as detailed in an offering memorandum or similar document that is prepared by or on behalf of the issuer of the financial instrument or vehicle.

The financial instruments are not sponsored, promoted, sold or supported in any other manner by Solactive AG nor does Solactive AG offer any express or implicit guarantee or assurance either with regard to the results of using the Index and/or Index trade mark or the Index level at any time or in any other respect. Solactive AG makes no assurance that financial instruments based on the index will accurately track index performance or provide positive investment returns. Solactive AG is not an investment adviser and nothing in this factsheet constitutes a recommendation by Solactive AG to invest capital in financial instruments nor does it in any way represent an assurance or opinion of Solactive AG with regard to any investment in a financial instrument. Inclusion of a security within an index is not a recommendation by Solactive AG to buy, sell, or hold such security, nor is it considered to be investment advice.

The index is launched on 21-Oct-2025. All information, including index levels, provided for any date or time period prior to the launch date is back-tested. Back-tested performance is not actual performance, but is hypothetical. The back-test calculations are based on the same or fundamentally the same methodology that was in effect when the index was launched. A back-test calculation means that no actual investment which allowed a tracking of the performance of the Index was possible at any time during the period of the back-test calculation and that as a result any comparison is purely hypothetical. The methodology and the model used for the calculation and back-test calculation of the Index were developed with the advantage of hindsight. In reality, it is not possible to invest with the advantage of hindsight and therefore this performance comparison is purely theoretical.

Past performance should not be considered as indication or guarantee of any future results. Charts and graphs are provided for illustrative purposes.

This info service is offered exclusively by Solactive AG, Platz der Einheit 1, D-60327 Frankfurt am Main | E-Mail: indexing@solactive.com

"Solactive", "Solactive GBS", "German Index Engineering" and the logo  are registered trademarks of Solactive AG.

The information in this document does not constitute tax, legal or investment advice. The factsheet is proprietary to Solactive AG. Its content may not be modified, reproduced, redistributed or stored in a retrieval system in whole or in part without the prior written consent of Solactive AG.