

FACTSHEET - AS OF 07-Apr-2026

Scotiabank Build Canada CAD Index PR

HISTORICAL PERFORMANCE



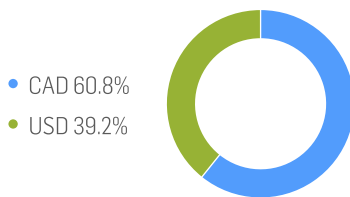
CHARACTERISTICS

ISIN / WKN	DE000SLOS9D8 / SLOS9D	Base Value / Base Date	1000 Points / 17.02.2010
Bloomberg / Reuters	SCBCCP Index/SCBCCP	Last Price	3326.05
Index Calculator	Solactive AG	Dividends	Not Included
Index Type	Price Return	Calculation	9:30 am to 4:50 pm (EST), every 15 seconds
Index Currency	CAD	History	Available daily back to 17.02.2010
Index Members	76		

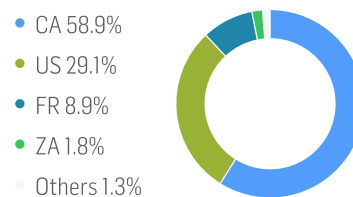
STATISTICS

CAD	30D	90D	180D	360D	YTD	Since Inception
Performance	6.31%	22.67%	26.63%	54.40%	23.59%	232.61%
Performance (p.a.)						7.73%
Volatility (p.a.)	11.20%	16.64%	15.04%	12.43%	16.40%	16.69%
High	3326.05	3326.05	3326.05	3326.05	3326.05	3326.05
Low	3121.78	2711.31	2590.76	2166.83	2691.21	931.51
Max. Drawdown	-2.55%	-4.43%	-4.43%	-4.43%	-4.43%	-41.56%
VaR 95 \ 99				-18.0% \ -34.9%		-23.9% \ -41.0%
CVaR 95 \ 99				-27.5% \ -43.3%		-38.3% \ -70.7%

COMPOSITION BY CURRENCIES



COMPOSITION BY COUNTRIES



TOP COMPONENTS AS OF 07-Apr-2026

Company	Ticker	Country	Currency	Index Weight (%)
SHELL PLC-W/I-ADR	SHEL UN Equity	US	USD	10.85%
TOTALENERGIES SE	TTE UN Equity	FR	USD	8.86%
CONOCOPHILLIPS	COP UN Equity	US	USD	7.26%
NEWMONT CORP	NEM UN Equity	US	USD	5.58%
ENBRIDGE INC	ENB CT Equity	CA	CAD	5.28%
AGNICO-EAGLE MINES	AEM CT Equity	CA	CAD	4.68%
CANADIAN NATURAL RESOURCES	CNQ CT Equity	CA	CAD	4.56%
EQUINIX INC	EQIX UW Equity	US	USD	4.41%
CANADIAN IMPERIAL BANK OF COMMERCE	CM CT Equity	CA	CAD	4.06%
SUNCOR ENERGY INC	SU CT Equity	CA	CAD	3.57%
CANADIAN PACIFIC KANSAS CITY LIMITED	CP CT Equity	CA	CAD	3.21%
TC ENERGY CORP	TRP CT Equity	CA	CAD	2.94%
IMPERIAL OIL LTD	IMO CT Equity	CA	CAD	2.94%
CANADIAN NATIONAL RAILWAY COMPANY	CNR CT Equity	CA	CAD	2.90%
NATIONAL BANK OF CANADA	NA CT Equity	CA	CAD	2.34%
CENOVUS ENERGY INC	CVE CT Equity	CA	CAD	2.29%
CAMECO CORP	CCO CT Equity	CA	CAD	2.14%
GOLD FIELDS LTD-SPONS ADR	GFI UN Equity	ZA	USD	1.84%

FACTSHEET - AS OF 07-Apr-2026
Scotiabank Build Canada CAD Index PR

Company	Ticker	Country	Currency	Index Weight (%)
KINROSS GOLD CORP	K CT Equity	CA	CAD	1.70%
POWER CORP OF CANADA	POW CT Equity	CA	CAD	1.27%
PEMBINA PIPELINE CORP	PPL CT Equity	CA	CAD	1.16%
TECK RESOURCES LIMITED CLASS B	TECK/B CT Equity	CA	CAD	1.12%
BCE INC	BCE CT Equity	CA	CAD	0.99%
WSP GLOBAL INC	WSP CT Equity	CA	CAD	0.93%
ALAMOS GOLD INC	AGI CT Equity	CA	CAD	0.87%
TOURMALINE OIL CORP	TOU CT Equity	CA	CAD	0.80%
OVINTIV INC	OVV CT Equity	US	CAD	0.77%
BROOKFIELD INFRASTRUCTURE PARTNERS LP	BIP-U CT Equity	BM	CAD	0.74%
ROGERS COMMUNICATIONS INC-B	RCI/B CT Equity	CA	CAD	0.64%
CGI INC - CLASS A	GIB/A CT Equity	CA	CAD	0.62%
WHITECAP RESOURCES INC	WCP CT Equity	CA	CAD	0.60%
TOROMONT INDUSTRIES LTD COM	TIH CT Equity	CA	CAD	0.52%
IGM FINANCIAL INC.	IGM CT Equity	CA	CAD	0.51%
ALTAGAS LTD	ALA CT Equity	CA	CAD	0.49%
ATKINSREALIS GROUP INC	ATRL CT Equity	CA	CAD	0.47%
BROOKFIELD RENEWABLE PARTNERS LP	BEP-U CT Equity	BM	CAD	0.45%
STANTEC INC	STN CT Equity	CA	CAD	0.44%
TFI INTERNATIONAL INC	TFII CT Equity	CA	CAD	0.42%
KEYERA CORP	KEY CT Equity	CA	CAD	0.40%
FINNING INTERNATIONAL INC	FTT CT Equity	CA	CAD	0.36%
CAPITAL POWER CORP	CPX CT Equity	CA	CAD	0.34%
NEXGEN ENERGY LTD	NXE CT Equity	CA	CAD	0.33%
SOUTH BOW CORP	SOBO CT Equity	CA	CAD	0.31%
MURPHY OIL CORP	MUR UN Equity	US	USD	0.27%
EXCHANGE INCOME CORP	EIF CT Equity	CA	CAD	0.19%
TRANSALTA CORPORATION	TA CT Equity	CA	CAD	0.18%
CENTERRA GOLD INC	CG CT Equity	CA	CAD	0.17%
PEYTO EXPLORATION & DEVELOPMENT CORP	PEY CT Equity	CA	CAD	0.17%
SKEENA RESOURCES LTD	SKE UN Equity	CA	USD	0.17%
GIBSON ENERGY INC	GEI CT Equity	CA	CAD	0.16%
STELLA-JONES INC	SJ CT Equity	CA	CAD	0.15%
SECURE WASTE INFRASTRUCTURE CORP	SES CT Equity	CA	CAD	0.15%
DENISON MINES CORP	DML CT Equity	CA	CAD	0.14%
PARAMOUNT RESOURCES LTD CL A	POU CT Equity	CA	CAD	0.13%
SMARTCENTRES REAL ESTATE INVESTMENT TRUST	SRU-U CT Equity	CA	CAD	0.13%
DREAM INDUSTRIAL REAL ESTATE	DIR-U CT Equity	CA	CAD	0.12%
BOARDWALK REIT TRUST UNIT	BEI-U CT Equity	CA	CAD	0.10%
CHAMPION IRON LTD	CIA CT Equity	AU	CAD	0.09%
FORAN MINING CORPORATION	FOM CT Equity	CA	CAD	0.09%
SIENNA SENIOR LIVING INC.	SIA CT Equity	CA	CAD	0.07%
SNOWLINE GOLD CORP	SGD CT Equity	CA	CAD	0.07%
CROMBIE REAL ESTATE INVESTMENT TRUST	CRR-U CT Equity	CA	CAD	0.06%

FACTSHEET - AS OF 07-Apr-2026
Scotiabank Build Canada CAD Index PR

Company	Ticker	Country	Currency	Index Weight (%)
ADVANTAGE ENERGY LTD	AAV CT Equity	CA	CAD	0.06%
KILLAM APARTMENT REAL ESTATE	KMP-U CT Equity	CA	CAD	0.06%
BIRCHCLIFF ENERGY LTD	BIR CT Equity	CA	CAD	0.06%
MULLEN GROUP LTD COM	MTL CT Equity	CA	CAD	0.05%
AGF MANAGEMENT LTD-CLASS B	AGF/B CT Equity	CA	CAD	0.04%
ADENTRA INC	ADEN CT Equity	CA	CAD	0.03%
THESES GOLD & SILVER	TAU CV Equity	CA	CAD	0.03%
WELL HEALTH TECHNOLOGIES CORP	WELL CT Equity	CA	CAD	0.03%
WAJAX CORP	WJX CT Equity	CA	CAD	0.02%
DEXTERRA GROUP INC	DXT CT Equity	CA	CAD	0.02%
CANADA NICKEL CO INC	CNC CV Equity	CA	CAD	0.01%
FIERA CAPITAL CORP	FSZ CT Equity	CA	CAD	0.01%
NOUVEAU MONDE GRAPHITE INC	NOU CT Equity	CA	CAD	0.01%
NORTHCLIFF RESOURCES LTD	NCF CT Equity	CA	CAD	0.01%

DISCLAIMER

© Solactive AG, 2026. All rights reserved.


The information contained in this factsheet is impersonal, not tailored to the needs of any person, entity or group of persons and for informational purposes only. The information contained herein has been obtained from public sources believed to be reliable, but no representation or warranty, express or implied, is made that such information is accurate or complete and it should not be relied upon as such. The content is provided on an "as is" basis. Solactive AG accepts no responsibility or liability for any errors or for any loss from use of this factsheet or any of the information or data contained herein. In no event shall Solactive AG be liable to any party for any direct, indirect, incidental, exemplary, compensatory, punitive, special or consequential damages, costs, expenses, legal fees, or losses (including, without limitation, lost income or lost profits and opportunity costs) in connection with any use of the factsheets and its content even if advised of the possibility of such damages.

It is not possible to invest directly in an index. Exposure to assets represented by an index is available through investable financial instruments that seek to provide an investment return based on the performance of an index. A decision to invest in any such financial instrument should not be made in reliance on any of the statements set forth in this document. Prospective investors are advised to make an investment in any such financial instrument only after carefully considering the risks associated with investing in such financial instruments, as detailed in an offering memorandum or similar document that is prepared by or on behalf of the issuer of the financial instrument or vehicle.

The financial instruments are not sponsored, promoted, sold or supported in any other manner by Solactive AG nor does Solactive AG offer any express or implicit guarantee or assurance either with regard to the results of using the Index and/or Index trade mark or the Index level at any time or in any other respect. Solactive AG makes no assurance that financial instruments based on the index will accurately track index performance or provide positive investment returns. Solactive AG is not an investment adviser and nothing in this factsheet constitutes a recommendation by Solactive AG to invest capital in financial instruments nor does it in any way represent an assurance or opinion of Solactive AG with regard to any investment in a financial instrument. Inclusion of a security within an index is not a recommendation by Solactive AG to buy, sell, or hold such security, nor is it considered to be investment advice.

Past performance should not be considered as indication or guarantee of any future results. Charts and graphs are provided for illustrative purposes.

This info service is offered exclusively by Solactive AG, Platz der Einheit 1, D-60327 Frankfurt am Main | E-Mail: indexing@solactive.com

"Solactive", "Solactive GBS", "German Index Engineering" and the logo  are registered trademarks of Solactive AG.

The information in this document does not constitute tax, legal or investment advice. The factsheet is proprietary to Solactive AG. Its content may not be modified, reproduced, redistributed or stored in a retrieval system in whole or in part without the prior written consent of Solactive AG.