

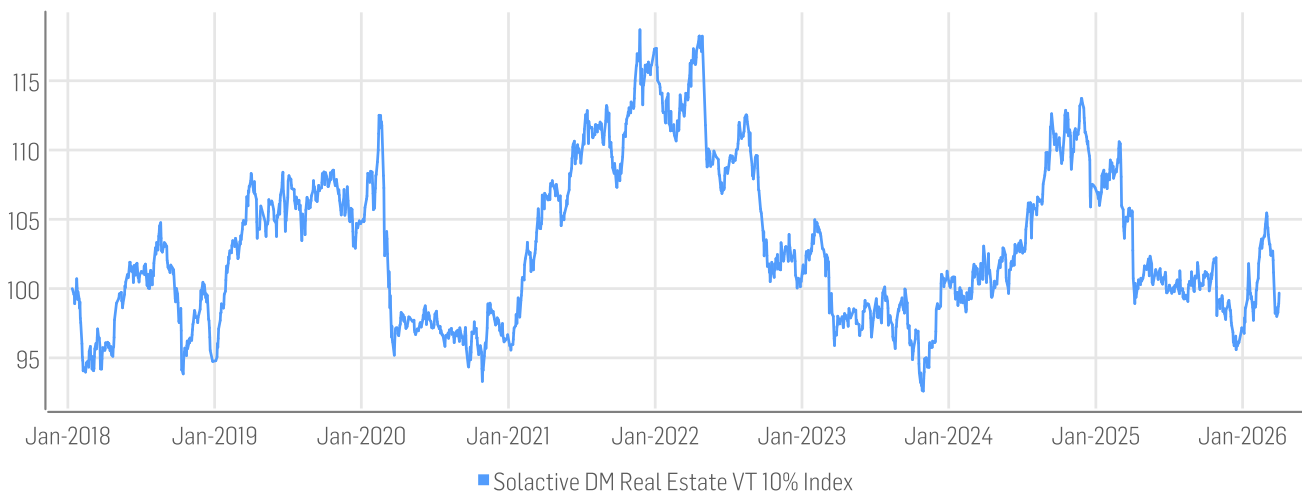
# FACTSHEET - AS OF 02-Apr-2026

## Solactive DM Real Estate VT 10% Index

### DESCRIPTION

1

### HISTORICAL PERFORMANCE



### CHARACTERISTICS

ISIN / WKN	DE000SLOS6P8 / SLOS6P	Base Value / Base Date	1000 / 12.01.2018
Bloomberg / Reuters	SOLREALV Index / .SOLREALV	Last Price	99.68
Index Calculator	Solactive AG	Dividends	Reinvested
Index Type	Total Return	Calculation	09:00 CET - 22:52 CET
Index Currency	EUR	History	Available daily back to 14.07.2017
Index Members	31		

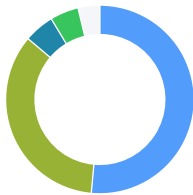
## STATISTICS

EUR	30D	90D	180D	360D	YTD	Since Inception
Performance	-5.27%	2.58%	-1.47%	0.16%	2.58%	-0.32%
Performance (p.a.)						-0.04%
Volatility (p.a.)	11.78%	11.63%	10.62%	9.43%	11.63%	10.00%
High	105.22	105.46	105.46	105.46	105.46	118.68
Low	97.99	96.77	95.59	95.59	96.77	92.60
Sharpe Ratio*	-4.26	0.77	-0.46	-0.19	0.75	-0.20
Max. Drawdown	-6.87%	-7.08%	-7.08%	-7.08%	-7.08%	-21.98%
VaR 95 \ 99				-14.2% \ -33.3%		-15.6% \ -31.5%
CVaR 95 \ 99				-24.7% \ -40.8%		-24.7% \ -43.6%

\* Up to 31 December 2021, ex-post Sharpe ratios use as input for the risk free rate term the London Inter-Bank Offered rates in the respective currencies of the index and at a term equal to the observation period. From 3 January 2022 onwards, Sharpe ratios will be / are calculated using as reference risk free rate input the overnight replacement rate for these currencies, namely SONIA (for GBP), SOFR (for USD) and EURIBOR Overnight (for EUR).

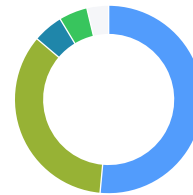
## COMPOSITION BY CURRENCIES

- USD 51.5%
- EUR 34.7%
- HKD 5.2%
- JPY 4.9%
- Others 3.7%



## COMPOSITION BY COUNTRIES

- US 51.5%
- DE 34.7%
- HK 5.2%
- JP 4.9%
- Others 3.7%



## TOP COMPONENTS AS OF 02-Apr-2026

Company	Ticker	Country	Currency	Index Weight (%)
EUR-CASH	EUR-CASH	DE	EUR	32.84%
SUN HUNG KAI PROPERTIES	16 HK Equity	HK	HKD	3.15%
EQUINIX INC	EQIX UN Equity	US	USD	2.86%
MITSUBISHI ESTATE CO LTD ORD	8802 JT Equity	JP	JPY	2.75%
VENTAS INC	VTR UN Equity	US	USD	2.72%
WELLTOWER INC	WELL UN Equity	US	USD	2.62%
PROLOGIS INC	PLD UN Equity	US	USD	2.58%
REGENCY CENTERS CORP	REG UN Equity	US	USD	2.44%
SIMON PROPERTY GROUP INC	SPG UN Equity	US	USD	2.38%
KIMCO REALTY CORP	KIM UN Equity	US	USD	2.37%
REALTY INCOME CORP	O UN Equity	US	USD	2.35%
WP CAREY & CO LLC	WPC UN Equity	US	USD	2.33%
DIGITAL REALTY TRUST INC	DLR UN Equity	US	USD	2.32%
SUN COMMUNITIES INC	SUI UN Equity	US	USD	2.29%
EQUITY RESIDENTIAL	EQR UN Equity	US	USD	2.19%

FACTSHEET - AS OF 02-Apr-2026  
Solactive DM Real Estate VT 10% Index

Company	Ticker	Country	Currency	Index Weight (%)
IRON MTN INC	IRM UN Equity	US	USD	2.19%
PUBLIC STORAGE	PSA UN Equity	US	USD	2.18%
GAMING AND LEISURE PROPERTIES INC	GLPI UW Equity	US	USD	2.17%
MITSUI FUDOSAN CO LTD ORD	8801 JT Equity	JP	JPY	2.16%
EXTRA SPACE STORAGE INC	EXR UN Equity	US	USD	2.14%
ESSEX PROPERTY TRUST INC	ESS UN Equity	US	USD	2.14%
MID-AMERICA APARTMENT COMM	MAA UN Equity	US	USD	2.07%
INVITATION HOMES INC	INVH UN Equity	US	USD	2.04%
LINK REIT	823 HK Equity	HK	HKD	2.03%
AVALONBAY COMMUNITIES INC	AVB UN Equity	US	USD	2.00%
VICI PROPERTIES INC	VICI UN Equity	US	USD	1.94%
HEALTHPEAK PROPERTIES INC	DOC UN Equity	US	USD	1.94%
SCENTRE GROUP	SCG AT Equity	AU	AUD	1.92%
VONOVIA SE	VNA GY Equity	DE	EUR	1.87%
GOODMAN GROUP ORD UNIT	GMG AT Equity	AU	AUD	1.81%
ALEXANDRIA REAL ESTATE EQUITIES INC	ARE UN Equity	US	USD	1.22%

## DISCLAIMER

© Solactive AG, 2026. All rights reserved.

The information contained in this factsheet is impersonal, not tailored to the needs of any person, entity or group of persons and for informational purposes only. The information contained herein has been obtained from public sources believed to be reliable, but no representation or warranty, express or implied, is made that such information is accurate or complete and it should not be relied upon as such. The content is provided on an "as is" basis. Solactive AG accepts no responsibility or liability for any errors or for any loss from use of this factsheet or any of the information or data contained herein. In no event shall Solactive AG be liable to any party for any direct, indirect, incidental, exemplary, compensatory, punitive, special or consequential damages, costs, expenses, legal fees, or losses (including, without limitation, lost income or lost profits and opportunity costs) in connection with any use of the factsheets and its content even if advised of the possibility of such damages.

It is not possible to invest directly in an index. Exposure to assets represented by an index is available through investable financial instruments that seek to provide an investment return based on the performance of an index. A decision to invest in any such financial instrument should not be made in reliance on any of the statements set forth in this document. Prospective investors are advised to make an investment in any such financial instrument only after carefully considering the risks associated with investing in such financial instruments, as detailed in an offering memorandum or similar document that is prepared by or on behalf of the issuer of the financial instrument or vehicle.

The financial instruments are not sponsored, promoted, sold or supported in any other manner by Solactive AG nor does Solactive AG offer any express or implicit guarantee or assurance either with regard to the results of using the Index and/or Index trade mark or the Index level at any time or in any other respect. Solactive AG makes no assurance that financial instruments based on the index will accurately track index performance or provide positive investment returns. Solactive AG is not an investment adviser and nothing in this factsheet constitutes a recommendation by Solactive AG to invest capital in financial instruments nor does it in any way represent an assurance or opinion of Solactive AG with regard to any investment in a financial instrument. Inclusion of a security within an index is not a recommendation by Solactive AG to buy, sell, or hold such security, nor is it considered to be investment advice.

Past performance should not be considered as indication or guarantee of any future results. Charts and graphs are provided for illustrative purposes.

This info service is offered exclusively by Solactive AG, Platz der Einheit 1, D-60327 Frankfurt am Main | E-Mail: [indexing@solactive.com](mailto:indexing@solactive.com)

"Solactive", "Solactive GBS", "German Index Engineering" and the logo  are registered trademarks of Solactive AG.

The information in this document does not constitute tax, legal or investment advice. The factsheet is proprietary to Solactive AG. Its content may not be modified, reproduced, redistributed or stored in a retrieval system in whole or in part without the prior written consent of Solactive AG.