

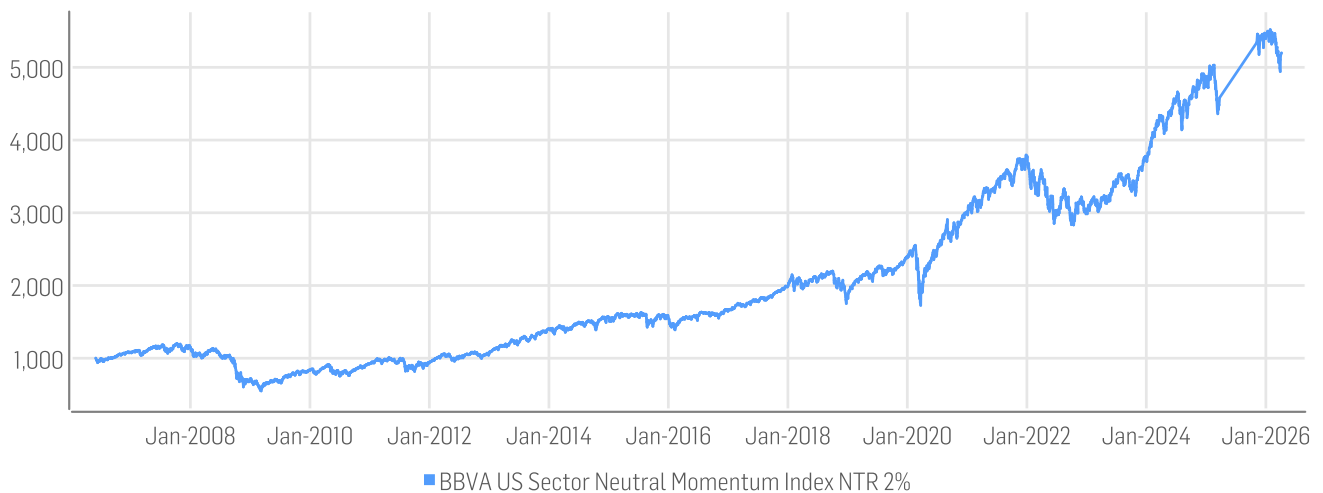
# FACTSHEET - AS OF 07-Apr-2026

## BBVA US Sector Neutral Momentum Index NTR 2%

### DESCRIPTION

BBVA US Sector Neutral Momentum Index NTR 2% aims to track the performance of the BBVA US Sector Neutral Momentum Index NTR adjusted for a synthetic dividend of 2% per annum

### HISTORICAL PERFORMANCE



### CHARACTERISTICS

ISIN / WKN	DE000SLOQEH7 / SLOQEH	Base Value / Base Date	1000 Points / 1.6.2006
Bloomberg / Reuters	BBEQM2N Index / .BBEQM2N	Last Price	5199.72
Index Calculator	Solactive AG	Dividends	Reinvested
Index Type	Adjusted Return	Calculation	09:00 AM to 04:53 PM (EST), every 15 seconds
Index Currency	USD	History	Available daily back to 06.01.2006
Index Members	251		

## STATISTICS

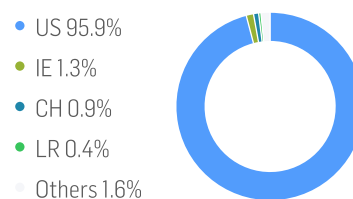
USD	30D	90D	180D	360D	YTD	Since Inception
Performance	0.06%	-4.82%	13.50%	13.50%	-3.60%	419.97%
Performance (p.a.)						8.66%
Volatility (p.a.)	20.02%	16.41%	28.56%	28.56%	16.06%	20.18%
High	5276.60	5518.59	5518.59	5518.59	5518.59	5518.59
Low	4941.71	4941.71	4941.71	4941.71	4941.71	549.03
Sharpe Ratio*	-0.14	-1.33	0.90	0.35	-1.03	0.25
Max. Drawdown	-6.35%	-10.45%	-10.45%	-10.45%	-10.45%	-54.32%
VaR 95 \ 99				-26.6% \ -33.3%		-30.8% \ -57.1%
CVaR 95 \ 99				-32.4% \ -35.1%		-49.5% \ -84.4%

\* Up to 31 December 2021, ex-post Sharpe ratios use as input for the risk free rate term the London Inter-Bank Offered rates in the respective currencies of the index and at a term equal to the observation period. From 3 January 2022 onwards, Sharpe ratios will be / are calculated using as reference risk free rate input the overnight replacement rate for these currencies, namely SONIA (for GBP), SOFR (for USD) and EURIBOR Overnight (for EUR).

## COMPOSITION BY CURRENCIES



## COMPOSITION BY COUNTRIES



## TOP COMPONENTS AS OF 07-Apr-2026

Company	Ticker	Country	Currency	Index Weight (%)
NVIDIA CORP	NVDA UW Equity	US	USD	10.47%
APPLE INC	AAPL UW Equity	US	USD	9.19%
ALPHABET INC-CL A	GOOGL UW Equity	US	USD	4.47%
BROADCOM INC	AVGO UW Equity	US	USD	3.92%
ALPHABET INC C-SHARES	GOOG UW Equity	US	USD	3.86%
WALMART INC	WMT UW Equity	US	USD	3.10%
ELI LILLY & CO	LLY UN Equity	US	USD	2.40%
JOHNSON & JOHNSON	JNJ UN Equity	US	USD	1.75%
EXXON MOBIL CORP	XOM UN Equity	US	USD	1.57%
CITIGROUP INC	C UN Equity	US	USD	1.56%
ABBVIE INC	ABBV UN Equity	US	USD	1.11%
MICRON TECHNOLOGY INC	MU UW Equity	US	USD	1.07%
CATERPILLAR INC	CAT UN Equity	US	USD	1.05%
TJX COMPANIES INC	TJX UN Equity	US	USD	1.02%
GENERAL MOTORS CO	GM UN Equity	US	USD	0.99%

FACTSHEET - AS OF 07-Apr-2026  
 BBVA US Sector Neutral Momentum Index NTR 2%

Company	Ticker	Country	Currency	Index Weight (%)
PHILIP MORRIS INTERNATIONAL	PM UN Equity	US	USD	0.94%
ADVANCED MICRO DEVICES	AMD UN Equity	US	USD	0.90%
LAM RESEARCH CORP	LRCX UN Equity	US	USD	0.87%
APPLIED MATERIALS INC	AMAT UN Equity	US	USD	0.87%
CHEVRON CORP	CVX UN Equity	US	USD	0.86%
GOLDMAN SACHS GROUP INC	GS UN Equity	US	USD	0.84%
PALANTIR TECHNOLOGIES INC	PLTR UN Equity	US	USD	0.80%
PEPSICO INC	PEP UN Equity	US	USD	0.80%
GE AEROSPACE	GE UN Equity	US	USD	0.77%
GE VERNOVA LLC	GEV UN Equity	US	USD	0.76%
RTX CORPORATION	RTX UN Equity	US	USD	0.67%
MORGAN STANLEY	MS UN Equity	US	USD	0.66%
FORD MOTOR CO	F UN Equity	US	USD	0.66%
NEXTERA ENERGY INC	NEE UN Equity	US	USD	0.63%
CHUBB LTD	CB UN Equity	CH	USD	0.63%
PNC FINANCIAL SERVICES GROUP	PNC UN Equity	US	USD	0.62%
MCKESSON CORP	MCK UN Equity	US	USD	0.62%
US BANCORP	USB UN Equity	US	USD	0.60%
INTEL CORP	INTC UN Equity	US	USD	0.59%
CVS HEALTH CORP	CVS UN Equity	US	USD	0.58%
AMGEN INC	AMGN UN Equity	US	USD	0.56%
AMERICAN EXPRESS CO	AXP UN Equity	US	USD	0.54%
GILEAD SCIENCES INC	GILD UN Equity	US	USD	0.53%
VERIZON COMMUNICATIONS INC	VZ UN Equity	US	USD	0.52%
SCHWAB (CHARLES) CORP	SCHW UN Equity	US	USD	0.51%
KLA CORP	KLAC UN Equity	US	USD	0.51%
AT&T	T UN Equity	US	USD	0.50%
INTUITIVE SURGICAL INC	ISRG UN Equity	US	USD	0.49%
BLACKROCK INC	BLK UN Equity	US	USD	0.48%
TEXAS INSTRUMENTS INC	TXN UN Equity	US	USD	0.46%
WELLTOWER INC	WELL UN Equity	US	USD	0.45%
MARRIOTT INTERNATIONAL -CL A	MAR UN Equity	US	USD	0.45%
DEERE & CO	DE UN Equity	US	USD	0.44%
ALTRIA GROUP INC	MO UN Equity	US	USD	0.43%
HILTON WORLDWIDE HOLDINGS INC	HLT UN Equity	US	USD	0.40%
ANALOG DEVICES INC	ADI UN Equity	US	USD	0.40%
ROSS STORES INC	ROST UN Equity	US	USD	0.40%
PROLOGIS INC	PLD UN Equity	US	USD	0.40%
BOEING CO/THE	BA UN Equity	US	USD	0.40%
ROYAL CARIBBEAN CRUISES LTD	RCL UN Equity	LR	USD	0.40%
AMPHENOL CORP NEW CL A	APH UN Equity	US	USD	0.39%
CAPITAL ONE FINANCIAL CORP	COF UN Equity	US	USD	0.37%
NEWMONT CORP	NEM UN Equity	US	USD	0.37%
LOCKHEED MARTIN CORP	LMT UN Equity	US	USD	0.37%

FACTSHEET - AS OF 07-Apr-2026  
 BBVA US Sector Neutral Momentum Index NTR 2%

Company	Ticker	Country	Currency	Index Weight (%)
CME GROUP INC	CME UN Equity	US	USD	0.37%
WARNER BROS DISCOVERY INC	WBD UN Equity	US	USD	0.36%
BRISTOL-MYERS SQUIBB CO	BYM UN Equity	US	USD	0.36%
HONEYWELL INTERNATIONAL INC	HON UN Equity	US	USD	0.36%
PARKER HANNIFIN CORP	PH UN Equity	US	USD	0.36%
TRAVELERS COS INC/THE	TRV UN Equity	US	USD	0.35%
ARISTA NETWORKS INC	ANET UN Equity	US	USD	0.35%
CENCORA INC	COR UN Equity	US	USD	0.33%
AON PLC	AON UN Equity	IE	USD	0.33%
DUKE ENERGY CORP	DUK UN Equity	US	USD	0.33%
EQUINIX INC	EQIX UN Equity	US	USD	0.32%
PULTE GROUP INC	PHM UN Equity	US	USD	0.32%
CARDINAL HEALTH INC	CAH UN Equity	US	USD	0.30%
TRANE TECHNOLOGIES PLC	TT UN Equity	IE	USD	0.30%
AIRBNB INC	ABNB UN Equity	US	USD	0.30%
ALLSTATE CORP	ALL UN Equity	US	USD	0.29%
CORNING INC	GLW UN Equity	US	USD	0.29%
WW GRAINGER INC	GWW UN Equity	US	USD	0.28%
BANK OF NEW YORK MELLON CORP	BK UN Equity	US	USD	0.28%
WESTERN DIGITAL CORP	WDC UN Equity	US	USD	0.27%
AFLAC INC	AFL UN Equity	US	USD	0.27%
FREEPORT-MCMORAN INC	FCX UN Equity	US	USD	0.26%
FERGUSON PLC	FERG UN Equity	JE	USD	0.26%
Applovin Corp	APP UN Equity	US	USD	0.26%
CARVANA CO	CVNA UN Equity	US	USD	0.25%
COLGATE-PALMOLIVE CO	CL UN Equity	US	USD	0.25%
NORTHROP GRUMMAN CORP	NOC UN Equity	US	USD	0.25%
QUANTA SERVICES INC	PWR UN Equity	US	USD	0.25%
JOHNSON CONTROLS INTERNATIONAL PLC	JCI UN Equity	IE	USD	0.25%
HOWMET AEROSPACE INC	HWM UN Equity	US	USD	0.24%
M & T BANK CORP	MTB UN Equity	US	USD	0.24%
CUMMINS INC	CMI UN Equity	US	USD	0.24%
FEDEX CORP	FDX UN Equity	US	USD	0.24%
SANDISK CORP	SNDK UN Equity	US	USD	0.24%
SEAGATE TECHNOLOGY HOLDINGS PLC	STX UN Equity	IE	USD	0.24%
HCA HEALTHCARE INC	HCA UN Equity	US	USD	0.23%
ILLINOIS TOOL WORKS	ITW UN Equity	US	USD	0.23%
SCHLUMBERGER NV	SLB UN Equity	CW	USD	0.23%
AMERICAN ELECTRIC POWER COMPANY INC	AEP UN Equity	US	USD	0.23%
REGENERON PHARMACEUTICALS	REGN UN Equity	US	USD	0.23%
VERTIV HOLDINGS CO	VRT UN Equity	US	USD	0.23%
AMERICAN INTERNATIONAL GROUP INC	AIG UN Equity	US	USD	0.22%
UNITED PARCEL SERVICE-CL B	UPS UN Equity	US	USD	0.22%
SYSCO CORP	SYU UN Equity	US	USD	0.21%

FACTSHEET - AS OF 07-Apr-2026  
 BBVA US Sector Neutral Momentum Index NTR 2%

Company	Ticker	Country	Currency	Index Weight (%)
CITIZENS FINANCIAL GROUP INC	CFG UN Equity	US	USD	0.20%
SIMON PROPERTY GROUP INC	SPG UN Equity	US	USD	0.20%
HARTFORD FINANCIAL SERVICES GROUP INC	HIG UN Equity	US	USD	0.20%
KINDER MORGAN INC	KMI UN Equity	US	USD	0.20%
DIGITAL REALTY TRUST INC	DLR UN Equity	US	USD	0.20%
MONSTER BEVERAGE CORP	MNST UW Equity	US	USD	0.19%
SPOTIFY TECHNOLOGY SA	SPOT UN Equity	LU	USD	0.19%
EMERSON ELECTRIC CO	EMR UN Equity	US	USD	0.19%
BAKER HUGHES CO	BKR UW Equity	US	USD	0.19%
MOTOROLA SOLUTIONS INC	MSI UN Equity	US	USD	0.19%
REALTY INCOME CORP	O UN Equity	US	USD	0.19%
PACCAR INC	PCAR UW Equity	US	USD	0.19%
CORTEVA INC	CTVA UN Equity	US	USD	0.18%
LUMENTUM HOLDINGS INC	LITE UW Equity	US	USD	0.18%
ARCH CAPITAL GROUP LTD	ACGL UW Equity	BM	USD	0.18%
MARATHON PETROLEUM CORP	MPC UN Equity	US	USD	0.17%
TARGA RESOURCES CORP	TRGP UN Equity	US	USD	0.17%
REGIONS FINANCIAL CORP	RF UN Equity	US	USD	0.17%
RIVIAN AUTOMOTIVE INC	RIVN UW Equity	US	USD	0.17%
DOMINION ENERGY INC	D UN Equity	US	USD	0.17%
L3HARRIS TECHNOLOGIES INC	LHX UN Equity	US	USD	0.17%
TAPESTRY INC	TPR UN Equity	US	USD	0.17%
VALERO ENERGY	VLO UN Equity	US	USD	0.17%
TE CONNECTIVITY LTD	TEL UN Equity	CH	USD	0.16%
DOLLAR GENERAL CORP	DG UN Equity	US	USD	0.16%
PHILLIPS 66	PSX UN Equity	US	USD	0.16%
CIENA CORP	CIEN UN Equity	US	USD	0.16%
AMETEK INC	AME UN Equity	US	USD	0.16%
ENTERGY CORP	ETR UN Equity	US	USD	0.16%
COMFORT SYSTEMS USA INC	FIX UN Equity	US	USD	0.15%
UNITED RENTALS INC	URI UN Equity	US	USD	0.15%
CARNIVAL CORP	CCL UN Equity	PA	USD	0.15%
EXPEDIA GROUP INC	EXPE UW Equity	US	USD	0.15%
ANGLOGOLD ASHANTI PLC	AU UN Equity	ZA	USD	0.15%
ULTA BEAUTY INC	ULTA UW Equity	US	USD	0.14%
KEYCORP	KEY UN Equity	US	USD	0.14%
EDWARDS LIFESCIENCES CORP	EW UN Equity	US	USD	0.14%
IDEXX LABORATORIES INC	IDXX UW Equity	US	USD	0.14%
MONOLITHIC POWER SYSTEMS INC	MPWR UW Equity	US	USD	0.14%
WILLIS TOWERS WATSON PLC	WTW UW Equity	IE	USD	0.14%
ALNYLAM PHARMACEUTICALS INC	ALNY UW Equity	US	USD	0.13%
KEYSIGHT TECHNOLOGIES INC	KEYS UN Equity	US	USD	0.13%
ROCKWELL AUTOMATION INC	ROK UN Equity	US	USD	0.13%
DELL TECHNOLOGIES INC - C	DELL UN Equity	US	USD	0.13%

FACTSHEET - AS OF 07-Apr-2026  
 BBVA US Sector Neutral Momentum Index NTR 2%

Company	Ticker	Country	Currency	Index Weight (%)
TERADYNE INC	TER UN Equity	US	USD	0.13%
VENTAS INC	VTR UN Equity	US	USD	0.13%
WESTINGHOUSE AIR BRAKE TECHNOLOGIES CORP	WAB UN Equity	US	USD	0.13%
DELTA AIR LINES	DAL UN Equity	US	USD	0.13%
CBRE GROUP INC	CBRE UN Equity	US	USD	0.13%
DARDEN RESTAURANTS INC	DRI UN Equity	US	USD	0.13%
CINCINNATI FINANCIAL CORP	CINF UN Equity	US	USD	0.13%
PG&E CORP	PCG UN Equity	US	USD	0.13%
STATE STREET CORP	STT UN Equity	US	USD	0.12%
WEC ENERGY GROUP INC	WEC UN Equity	US	USD	0.12%
HERSHEY CO/THE	HSY UN Equity	US	USD	0.12%
DOLLAR TREE	DLTR UN Equity	US	USD	0.12%
MARKEL GROUP INC	MKL UN Equity	US	USD	0.12%
OLD DOMINION FREIGHT LINE INC	ODFL UN Equity	US	USD	0.11%
GE HEALTHCARE TECHNOLOGIES INC	GEHC UN Equity	US	USD	0.10%
INSMED INC	INSM UN Equity	US	USD	0.10%
HALLIBURTON CO	HAL UN Equity	US	USD	0.10%
AMEREN CORP	AEE UN Equity	US	USD	0.10%
EMCOR GROUP INC	EME UN Equity	US	USD	0.10%
LAS VEGAS SANDS CORP	LVS UN Equity	US	USD	0.10%
CBOE GLOBAL MARKETS INC	CBOE UN Equity	US	USD	0.10%
IRON MTN INC	IRM UN Equity	US	USD	0.10%
ATMOS ENERGY CORP	ATO UN Equity	US	USD	0.10%
GARMIN LTD	GRMN UN Equity	CH	USD	0.09%
DOW INC	DOW UN Equity	US	USD	0.09%
NORTHERN TRUST CORP	NTRS UN Equity	US	USD	0.09%
CENTERPOINT ENERGY INC	CNP UN Equity	US	USD	0.09%
MICROCHIP TECHNOLOGY INC	MCHP UN Equity	US	USD	0.09%
FIRSTENERGY	FE UN Equity	US	USD	0.09%
EDISON INTERNATIONAL	EIX UN Equity	US	USD	0.09%
DOVER CORP	DOV UN Equity	US	USD	0.09%
UNITED AIRLINES HOLDINGS INC	UAL UN Equity	US	USD	0.09%
NRG ENERGY INC	NRG UN Equity	US	USD	0.09%
INTERACTIVE BROKERS GROUP INC	IBKR UN Equity	US	USD	0.09%
EQT CORP	EQT UN Equity	US	USD	0.09%
TAKE-TWO INTERACTIVE SOFTWARE INC	TTWO UN Equity	US	USD	0.09%
JABIL INC	JBL UN Equity	US	USD	0.09%
COHERENT CORP	COHR UN Equity	US	USD	0.08%
BIOGEN INC	BIIB UN Equity	US	USD	0.08%
CHURCH & DWIGHT CO INC	CHD UN Equity	US	USD	0.08%
STRATEGY INC-CL A	MSTR UN Equity	US	USD	0.08%
ROCKET LAB CORPORATION	RKL UN Equity	US	USD	0.08%
FAIR ISAAC CORP	FICO UN Equity	US	USD	0.08%
RAYMOND JAMES FINL.	RJF UN Equity	US	USD	0.08%

FACTSHEET - AS OF 07-Apr-2026  
 BBVA US Sector Neutral Momentum Index NTR 2%

Company	Ticker	Country	Currency	Index Weight (%)
HEWLETT PACKARD ENTERPRISE COMPANY	HPE UN Equity	US	USD	0.08%
HUBBELL INC -CL B	HUBB UN Equity	US	USD	0.08%
QUEST DIAGNOSTICS INC	DGX UN Equity	US	USD	0.07%
TELEDYNE TECHNOLOGIES INC	TDY UN Equity	US	USD	0.07%
TYSON FOODS INC	TSN UN Equity	US	USD	0.07%
INTL FLAVORS & FRAGRANCES	IFF UN Equity	US	USD	0.07%
AMER SPORTS INC	AS UN Equity	KY	USD	0.07%
NISOURCE INC	NI UN Equity	US	USD	0.07%
PRINCIPAL FINANCIAL GROUP INC	PFG UW Equity	US	USD	0.07%
TKO GROUP HOLDINGS INC	TKO UN Equity	US	USD	0.07%
BLOOM ENERGY CORP	BE UN Equity	US	USD	0.07%
FOX CORP CLASS A (NEW)	FOXA UW Equity	US	USD	0.07%
OMNICOM GROUP	OMC UN Equity	US	USD	0.07%
LABCORP HOLDINGS INC	LH UN Equity	US	USD	0.07%
STEEL DYNAMICS INC	STLD UW Equity	US	USD	0.07%
SOFI TECHNOLOGIES INC	SOFI UW Equity	US	USD	0.07%
ESTEE LAUDER COMPANIES INC	EL UN Equity	US	USD	0.06%
CORPAY INC	CPAY UN Equity	US	USD	0.06%
ON SEMICONDUCTOR CORPORATION	ON UW Equity	US	USD	0.06%
DECKERS OUTDOOR CORP	DECK UN Equity	US	USD	0.06%
WEYERHAEUSER CO	WY UN Equity	US	USD	0.06%
FLEX LTD	FLEX UW Equity	SG	USD	0.06%
WEST PHARMACEUTICAL SERVICES INC	WST UN Equity	US	USD	0.06%
ZOOM VIDEO COMMUNICATIONS INC	ZM UW Equity	US	USD	0.06%
ROYALTY PHARMA PLC- CL A	RPRX UW Equity	GB	USD	0.06%
EXPEDITORS INTL WASH INC	EXPD UN Equity	US	USD	0.06%
FORTRESS TRANSPORTATION & INFRASTRUCTURE INVESTORS LLC	FTAI UW Equity	KY	USD	0.06%
ILLUMINA INC	ILMN UW Equity	US	USD	0.06%
ENTEGRIS INC	ENTG UW Equity	US	USD	0.06%
DUPONT DE NEMOURS INC	DD UN Equity	US	USD	0.06%
CENTENE CORP	CNC UN Equity	US	USD	0.05%
TRADEWEB MARKETS INC	TW UW Equity	US	USD	0.05%
FORTIVE CORP	FTV UN Equity	US	USD	0.05%
MONGODB INC	MDB UQ Equity	US	USD	0.05%
HUNT (JB) TRANSPRT SVCS INC	JBHT UW Equity	US	USD	0.05%
INCYTE CORP	INCY UW Equity	US	USD	0.05%
REDDIT INC	RDDT UN Equity	US	USD	0.05%
SOUTHERN COPPER CORP	SCCO UN Equity	US	USD	0.05%
AST SPACEMOBILE INC	ASTS UW Equity	US	USD	0.05%
VIKING HOLDINGS LTD	VIK UN Equity	BM	USD	0.05%
SOUTHWEST AIRLINES CO	LUV UN Equity	US	USD	0.05%
FOX CORP CLASS B (NEW)	FOX UW Equity	US	USD	0.05%
COOPER COMPANIES INC	COO UW Equity	US	USD	0.04%

FACTSHEET - AS OF 07-Apr-2026  
 BBVA US Sector Neutral Momentum Index NTR 2%

Company	Ticker	Country	Currency	Index Weight (%)
ROCKET COS INC	RKT UN Equity	US	USD	0.04%
CREDO TECHNOLOGY GROUP HOLDING LTD	CRDO UW Equity	KY	USD	0.04%
INSULET CORP	PODD UW Equity	US	USD	0.04%
HEICO CORP-CLASS A	HEI/A UN Equity	US	USD	0.04%
AFFIRM HOLDINGS INC	AFRM UW Equity	US	USD	0.04%
ASTERA LABS INC	ALAB UW Equity	US	USD	0.04%
ECHOSTAR CORP	SATS UW Equity	US	USD	0.04%
JACOBS SOLUTIONS INC	J UN Equity	US	USD	0.04%
CARLISLE COS INC	CSL UN Equity	US	USD	0.04%
APTIV PLC	APTV UN Equity	JE	USD	0.04%
HEICO CORP	HEI UN Equity	US	USD	0.03%
VERSIGENT PLC	VGNT UN Equity	JE	USD	0.01%
UBIQITI INC	UI UN Equity	US	USD	0.01%
SYMBOTIC INC	SYM UQ Equity	US	USD	0.01%
GLOBALFOUNDRIES INC	GFS UW Equity	KY	USD	0.01%
SNAP INC	SNAP UN Equity	US	USD	0.01%
USD-CASH	USD-CASH	US	USD	-0.01%

## DISCLAIMER

© Solactive AG, 2026. All rights reserved.


The information contained in this factsheet is impersonal, not tailored to the needs of any person, entity or group of persons and for informational purposes only. The information contained herein has been obtained from public sources believed to be reliable, but no representation or warranty, express or implied, is made that such information is accurate or complete and it should not be relied upon as such. The content is provided on an "as is" basis. Solactive AG accepts no responsibility or liability for any errors or for any loss from use of this factsheet or any of the information or data contained herein. In no event shall Solactive AG be liable to any party for any direct, indirect, incidental, exemplary, compensatory, punitive, special or consequential damages, costs, expenses, legal fees, or losses (including, without limitation, lost income or lost profits and opportunity costs) in connection with any use of the factsheets and its content even if advised of the possibility of such damages.

It is not possible to invest directly in an index. Exposure to assets represented by an index is available through investable financial instruments that seek to provide an investment return based on the performance of an index. A decision to invest in any such financial instrument should not be made in reliance on any of the statements set forth in this document. Prospective investors are advised to make an investment in any such financial instrument only after carefully considering the risks associated with investing in such financial instruments, as detailed in an offering memorandum or similar document that is prepared by or on behalf of the issuer of the financial instrument or vehicle.

The financial instruments are not sponsored, promoted, sold or supported in any other manner by Solactive AG nor does Solactive AG offer any express or implicit guarantee or assurance either with regard to the results of using the Index and/or Index trade mark or the Index level at any time or in any other respect. Solactive AG makes no assurance that financial instruments based on the index will accurately track index performance or provide positive investment returns. Solactive AG is not an investment adviser and nothing in this factsheet constitutes a recommendation by Solactive AG to invest capital in financial instruments nor does it in any way represent an assurance or opinion of Solactive AG with regard to any investment in a financial instrument. Inclusion of a security within an index is not a recommendation by Solactive AG to buy, sell, or hold such security, nor is it considered to be investment advice.

Past performance should not be considered as indication or guarantee of any future results. Charts and graphs are provided for illustrative purposes.

This info service is offered exclusively by Solactive AG, Platz der Einheit 1, D-60327 Frankfurt am Main | E-Mail: [indexing@solactive.com](mailto:indexing@solactive.com)

"Solactive", "Solactive GBS", "German Index Engineering" and the logo  are registered trademarks of Solactive AG.

The information in this document does not constitute tax, legal or investment advice. The factsheet is proprietary to Solactive AG. Its content may not be modified, reproduced, redistributed or stored in a retrieval system in whole or in part without the prior written consent of Solactive AG.