

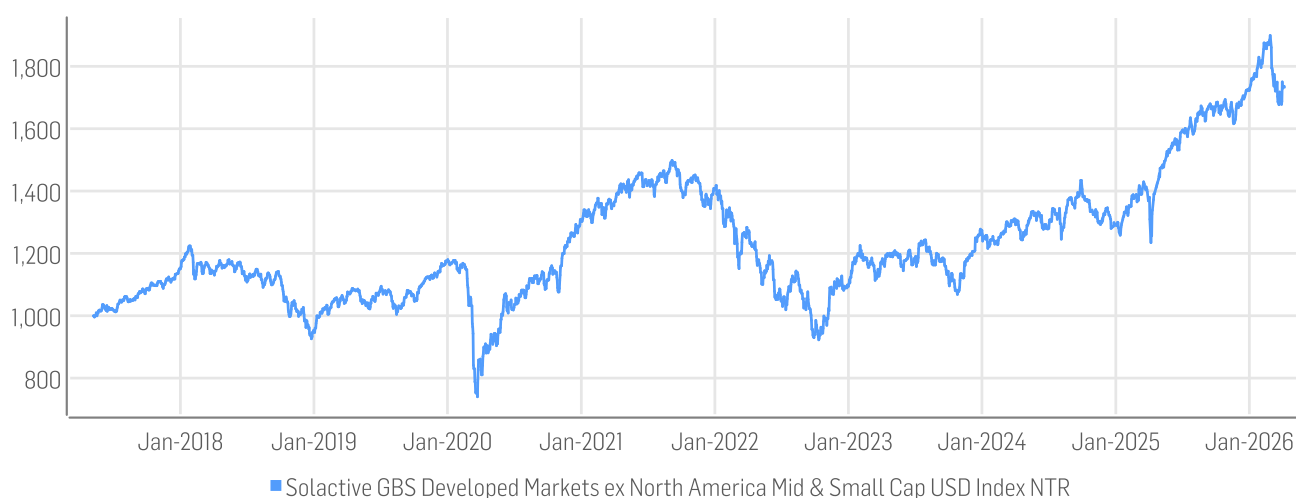
# FACTSHEET - Solactive GBS Developed Markets ex North America Mid & Small Cap USD Index NTR AS OF 07-Apr-2026



## DESCRIPTION

The Solactive GBS Developed Markets ex North America Mid & Small Cap USD Index NTR is part of the Solactive Global Benchmark Series which includes benchmark indices for developed and emerging market countries. The index intends to track the performance of the mid and small cap segment covering approximately the largest 70-99% of the free-float market capitalization in the Developed Markets ex North America. It is calculated as a net total return index in USD and weighted by free-float market capitalization.

## HISTORICAL PERFORMANCE



## ANNUAL PERFORMANCE

Year	YTD	2025	2024	2023	2022	2021
Performance	0.59%	33.25%	1.51%	16.38%	-22.30%	8.10%

## CHARACTERISTICS

ISIN / WKN	DE000SLOPA54 / SLOPA5	Base Value / Base Date	1000.00 Points / 08.05.2017
Bloomberg / Reuters	/SXAMSCUN	Last Price	1732.60
Index Calculator	Solactive AG	Dividends	Reinvested
Index Type	Net Total Return	Calculation	8:00am to 10:30pm (CET), every 60 seconds
Index Currency	USD	History	Available daily back to 08.05.2017
Index Members	2252		

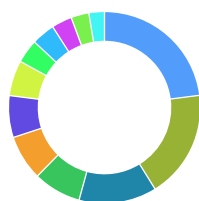
## STATISTICS

USD	30D	90D	180D	360D	YTD	Since Inception
Performance	-2.33%	-1.59%	3.59%	29.42%	0.59%	73.26%
Performance (p.a.)						6.36%
Volatility (p.a.)	22.49%	17.36%	14.05%	12.43%	16.86%	14.24%
High	1774.40	1899.21	1899.21	1899.21	1899.21	1899.21
Low	1676.83	1676.83	1615.72	1372.32	1676.83	739.96
Sharpe Ratio*	-1.27	-0.57	0.27	2.11	-0.08	0.19
Max. Drawdown	-5.50%	-11.71%	-11.71%	-11.71%	-11.71%	-39.54%
VaR 95 \ 99				-16.5% \ -33.9%		-21.8% \ -40.7%
CVaR 95 \ 99				-28.2% \ -49.9%		-35.0% \ -60.9%

\* Up to 31 December 2021, ex-post Sharpe ratios use as input for the risk free rate term the London Inter-Bank Offered rates in the respective currencies of the index and at a term equal to the observation period. From 3 January 2022 onwards, Sharpe ratios will be / are calculated using as reference risk free rate input the overnight replacement rate for these currencies, namely SONIA (for GBP), SOFR (for USD) and EURIBOR Overnight (for EUR).

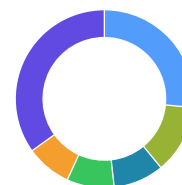
## COMPOSITION BY SECTORS

- Finance 23.0%
- Industrials 18.2%
- Non-Energy Materials 13.1%
- Technology 8.1%
- Consumer Non-Cyclicals 7.6%
- Healthcare 7.0%
- Consumer Cyclical 6.0%
- Business Services 4.0%
- Utilities 3.9%
- Telecommunications 3.4%
- Consumer Services 3.0%
- Energy 2.6%



## COMPOSITION BY COUNTRIES

- Japan 26.6%
- United Kingdom 12.5%
- France 9.2%
- Switzerland 8.6%
- Germany 8.3%
- Others 34.9%



## TOP COMPONENTS AS OF 07-Apr-2026

Company	Ticker	Country	Currency	Index Weight (%)
SOCIETE GENERALE SA CLASS A	GLE FP Equity	FR	EUR	0.72%
RWE AG	RWE GY Equity	DE	EUR	0.68%
BAYER AG	BAYN GY Equity	DE	EUR	0.67%
KONINKLIJKE AHOLD DELHAIZE N	AD NA Equity	NL	EUR	0.65%
LEGRAND SA	LR FP Equity	FR	EUR	0.59%
ORANGE SA	ORA FP Equity	FR	EUR	0.59%
COMPAGNIE DE SAINT GOBAIN SA	SGO FP Equity	FR	EUR	0.55%
ASM INTERNATIONAL NV	ASM NA Equity	NL	EUR	0.54%
SANDOZ GROUP AG	SDZ SE Equity	CH	CHF	0.48%
GIVAUDAN SA	GIVN SE Equity	CH	CHF	0.47%

## DISCLAIMER

© Solactive AG, 2026. All rights reserved.

The information contained in this factsheet is impersonal, not tailored to the needs of any person, entity or group of persons and for informational purposes only. The information contained herein has been obtained from public sources believed to be reliable, but no representation or warranty, express or implied, is made that such information is accurate or complete and it should not be relied upon as such. The content is provided on an "as is" basis. Solactive AG accepts no responsibility or liability for any errors or for any loss from use of this factsheet or any of the information or data contained herein. In no event shall Solactive AG be liable to any party for any direct, indirect, incidental, exemplary, compensatory, punitive, special or consequential damages, costs, expenses, legal fees, or losses (including, without limitation, lost income or lost profits and opportunity costs) in connection with any use of the factsheets and its content even if advised of the possibility of such damages.

It is not possible to invest directly in an index. Exposure to assets represented by an index is available through investable financial instruments that seek to provide an investment return based on the performance of an index. A decision to invest in any such financial instrument should not be made in reliance on any of the statements set forth in this document. Prospective investors are advised to make an investment in any such financial instrument only after carefully considering the risks associated with investing in such financial instruments, as detailed in an offering memorandum or similar document that is prepared by or on behalf of the issuer of the financial instrument or vehicle.

The financial instruments are not sponsored, promoted, sold or supported in any other manner by Solactive AG nor does Solactive AG offer any express or implicit guarantee or assurance either with regard to the results of using the Index and/or Index trade mark or the Index level at any time or in any other respect. Solactive AG makes no assurance that financial instruments based on the index will accurately track index performance or provide positive investment returns. Solactive AG is not an investment adviser and nothing in this factsheet constitutes a recommendation by Solactive AG to invest capital in financial instruments nor does it in any way represent an assurance or opinion of Solactive AG with regard to any investment in a financial instrument. Inclusion of a security within an index is not a recommendation by Solactive AG to buy, sell, or hold such security, nor is it considered to be investment advice.

Past performance should not be considered as indication or guarantee of any future results. Charts and graphs are provided for illustrative purposes.

This info service is offered exclusively by Solactive AG, Platz der Einheit 1, D-60327 Frankfurt am Main | E-Mail: [indexing@solactive.com](mailto:indexing@solactive.com)

"Solactive", "Solactive GBS", "German Index Engineering" and the logo  are registered trademarks of Solactive AG.

The information in this document does not constitute tax, legal or investment advice. The factsheet is proprietary to Solactive AG. Its content may not be modified, reproduced, redistributed or stored in a retrieval system in whole or in part without the prior written consent of Solactive AG.