

FACTSHEET - AS OF 06-Apr-2026

Solactive Japan All Cap VT Index

DESCRIPTION

The Solactive Japan All Cap VT Index (the "Index") is a JPY denominated index. The Index takes a variable exposure to the Underlying Index, which is Solactive GBS Japan Investable Universe Index PR, with the aim to achieve an annualized volatility of less than or equal to 8%. The Index allows a maximal leverage of 150%.

HISTORICAL PERFORMANCE



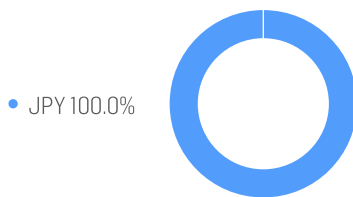
CHARACTERISTICS

ISIN / WKN	DE000SL0L508 / SL0L50	Base Value / Base Date	100 Points / 26.09.2006
Bloomberg / Reuters	SJPACVT Index	Last Price	127.11
Index Calculator	Solactive AG	Dividends	Not Included
Index Type	Adjusted Return	Calculation	only closing value
Index Currency	JPY	History	Available daily back to 26.09.2006
Index Members	1022		

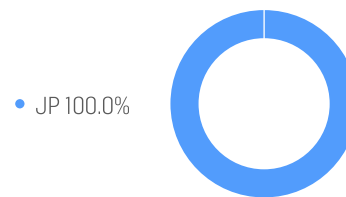
STATISTICS

JPY	30D	90D	180D	360D	YTD	Since Inception
Performance	-0.86%	1.49%	6.06%	16.53%	3.40%	27.11%
Performance (p.a.)						1.24%
Volatility (p.a.)	13.89%	11.56%	10.42%	8.33%	11.63%	8.82%
High	128.24	131.51	131.51	131.51	131.51	131.51
Low	125.06	124.27	117.58	109.08	124.17	68.45
Max. Drawdown	-2.48%	-4.90%	-4.90%	-4.90%	-4.90%	-36.96%
VaR 95 \ 99				-14.0% \ -24.7%		-13.8% \ -25.3%
CVaR 95 \ 99				-20.3% \ -25.0%		-21.5% \ -37.1%

COMPOSITION BY CURRENCIES



COMPOSITION BY COUNTRIES



TOP COMPONENTS AS OF 06-Apr-2026

Company	Ticker	Country	Currency	Index Weight (%)
JPY-CASH	JPY-CASH	JP	JPY	66.07%
TOYOTA MOTOR CORP	7203 JT Equity	JP	JPY	1.20%
MITSUBISHI UFJ FINANCIAL GRO	8306 JT Equity	JP	JPY	1.11%
SUMITOMO MITSUI FINANCIAL GR	8316 JT Equity	JP	JPY	0.72%
HITACHI LTD	6501 JT Equity	JP	JPY	0.72%
SONY GROUP CORP	6758 JT Equity	JP	JPY	0.69%
MITSUBISHI CORP	8058 JT Equity	JP	JPY	0.64%
TOKYO ELECTRON LTD ORD	8035 JT Equity	JP	JPY	0.61%
ADVANTEST CORP ORD	6857 JT Equity	JP	JPY	0.57%
MIZUHO FINANCIAL GROUP INC	8411 JT Equity	JP	JPY	0.56%
MITSUI & CO LTD	8031 JT Equity	JP	JPY	0.54%
MITSUBISHI HEAVY INDUSTRIES LTD	7011 JT Equity	JP	JPY	0.52%
SOFTBANK GROUP CORP	9984 JT Equity	JP	JPY	0.48%
TOKIO MARINE HOLDINGS INC	8766 JT Equity	JP	JPY	0.45%
ITOCHU CORP ORD	8001 JT Equity	JP	JPY	0.44%
FAST RETAILING CO LTD ORD	9983 JT Equity	JP	JPY	0.40%
KEYENCE CORP ORD	6861 JT Equity	JP	JPY	0.38%
SHIN-ETSU CHEMICAL CO LTD	4063 JT Equity	JP	JPY	0.38%

FACTSHEET - AS OF 06-Apr-2026
Solactive Japan All Cap VT Index

Company	Ticker	Country	Currency	Index Weight (%)
NINTENDO CO LTD	7974 JT Equity	JP	JPY	0.36%
RECRUIT HOLDINGS CO LTD	6098 JT Equity	JP	JPY	0.36%
mitsubishi electric corp	6503 JT Equity	JP	JPY	0.36%
HOYA CORP ORD	7741 JT Equity	JP	JPY	0.33%
TAKEDA PHARMACEUTICAL	4502 JT Equity	JP	JPY	0.31%
MARUBENI CORP ORD	8002 JT Equity	JP	JPY	0.30%
KDDI CORP (DDI) ORD	9433 JT Equity	JP	JPY	0.30%
NTT INC	9432 JT Equity	JP	JPY	0.30%
SUMITOMO ELECTRIC INDUSTRIES LTD	5802 JT Equity	JP	JPY	0.24%
JAPAN TOBACCO	2914 JT Equity	JP	JPY	0.24%
FUJIKURA LTD	5803 JT Equity	JP	JPY	0.23%
PANASONIC HOLDINGS CORP	6752 JT Equity	JP	JPY	0.22%
MURATA MANUFACTURING LTD ORD	6981 JT Equity	JP	JPY	0.22%
SUMITOMO	8053 JT Equity	JP	JPY	0.22%
SOFTBANK CORP	9434 JT Equity	JP	JPY	0.22%
FUJITSU LTD ORD	6702 JT Equity	JP	JPY	0.21%
DISCO CORP ORD	6146 JT Equity	JP	JPY	0.21%
KOMATSU LTD	6301 JT Equity	JP	JPY	0.20%
HONDA MOTOR	7267 JT Equity	JP	JPY	0.20%
CHUGAI PHARMACEUTICAL CO LTD ORD	4519 JT Equity	JP	JPY	0.20%
ORIX CORP ORD	8591 JT Equity	JP	JPY	0.19%
DAIKIN INDUSTRIES LTD ORD	6367 JT Equity	JP	JPY	0.19%
MS&AD INS (MITSUI SUMITOMO) ORD	8725 JT Equity	JP	JPY	0.19%
SOMPO HOLDINGS INC	8630 JT Equity	JP	JPY	0.19%
NEC CORP ORD	6701 JT Equity	JP	JPY	0.18%
DAI-ICHI LIFE HOLDINGS INC	8750 JT Equity	JP	JPY	0.18%
FANUC CORP	6954 JT Equity	JP	JPY	0.18%
MITSUBISHI ESTATE CO LTD ORD	8802 JT Equity	JP	JPY	0.18%
SEVEN & I HOLDINGS CO LTD ORD	3382 JT Equity	JP	JPY	0.18%
OTSUKA HOLDINGS CO LTD ORD	4578 JT Equity	JP	JPY	0.17%
DAIICHI SANKYO CO LTD ORD	4568 JT Equity	JP	JPY	0.17%
MITSUI FUDOSAN CO LTD ORD	8801 JT Equity	JP	JPY	0.16%
AEON CO LTD ORD	8267 JT Equity	JP	JPY	0.16%
ASTELLAS PHARMA INC	4503 JT Equity	JP	JPY	0.16%
ENEOS HOLDINGS INC	5020 JT Equity	JP	JPY	0.14%
AJINOMOTO CO INC	2802 JT Equity	JP	JPY	0.14%
RESONA HOLDINGS (DAIWA BANK) ORD	8308 JT Equity	JP	JPY	0.14%
CANON INC	7751 JT Equity	JP	JPY	0.14%
TOYOTA TSUSHO CORP ORD	8015 JT Equity	JP	JPY	0.14%
RENESES ELECTRONICS CORP	6723 JT Equity	JP	JPY	0.13%
NOMURA HOLDINGS INC ORD	8604 JT Equity	JP	JPY	0.13%
INPEX CORP	1605 JT Equity	JP	JPY	0.13%
KIOXIA HLDG CORP ORD	285A JT Equity	JP	JPY	0.13%
CENTRAL JAPAN RAILWAY CO	9022 JT Equity	JP	JPY	0.13%

FACTSHEET - AS OF 06-Apr-2026
Solactive Japan All Cap VT Index

Company	Ticker	Country	Currency	Index Weight (%)
BRIDGESTONE CORP ORD	5108 JT Equity	JP	JPY	0.13%
FUJIFILM HOLDINGS CORP ORD	4901 JT Equity	JP	JPY	0.13%
SUMITOMO REALTY & DEVELOPMNT ORD	8830 JT Equity	JP	JPY	0.13%
TDK CORP ORD	6762 JT Equity	JP	JPY	0.13%
JAPAN POST BANK CO LTD	7182 JT Equity	JP	JPY	0.13%
SUMITOMO MITSUI TRUST HOLDINGS ORD	8309 JT Equity	JP	JPY	0.12%
SMC CORP ORD	6273 JT Equity	JP	JPY	0.12%
EAST JAPAN RAILWAY CO	9020 JT Equity	JP	JPY	0.12%
KYOCERA CORP ORD	6971 JT Equity	JP	JPY	0.12%
IHI CORP	7013 JT Equity	JP	JPY	0.12%
DENSO CORP ORD	6902 JT Equity	JP	JPY	0.11%
JAPAN POST HOLDINGS CO LTD	6178 JT Equity	JP	JPY	0.11%
NIPPON STEEL CORP	5401 JT Equity	JP	JPY	0.10%
SUZUKI MOTOR CORP ORD	7269 JT Equity	JP	JPY	0.10%
ORIENTAL LAND CO LTD ORD	4661 JT Equity	JP	JPY	0.10%
LASERTEC CORP	6920 JT Equity	JP	JPY	0.10%
SHIONOGI & CO LTD ORD	4507 JT Equity	JP	JPY	0.10%
TERUMO CORP	4543 JT Equity	JP	JPY	0.10%
DAIWA HOUSE INDUSTRY CO LTD ORD	1925 JT Equity	JP	JPY	0.10%
SUMITOMO METAL MINING CO LTD ORD	5713 JT Equity	JP	JPY	0.09%
ASICS CORP	7936 JT Equity	JP	JPY	0.09%
NIPPON YUSEN KK	9101 JT Equity	JP	JPY	0.09%
ASAHI GROUP HLDGS (ASAHI BREW) ORD	2502 JT Equity	JP	JPY	0.09%
SECOM CO LTD ORD	9735 JT Equity	JP	JPY	0.09%
OBAYASHI CORP ORD	1802 JT Equity	JP	JPY	0.09%
KAJIMA CORP ORD	1812 JT Equity	JP	JPY	0.09%
KAO CORP	4452 JT Equity	JP	JPY	0.09%
FURUKAWA ELECTRIC CO LTD	5801 JT Equity	JP	JPY	0.09%
OSAKA GAS CO LTD	9532 JT Equity	JP	JPY	0.08%
KANSAI ELECTRIC POWER CO ORD	9503 JT Equity	JP	JPY	0.08%
TAISEI CORP ORD	1801 JT Equity	JP	JPY	0.08%
KUBOTA CORP	6326 JT Equity	JP	JPY	0.08%
mitsui O.S.K. LINES LTD	9104 JT Equity	JP	JPY	0.08%
TOKYO GAS CO LTD	9531 JT Equity	JP	JPY	0.08%
BANDAI NAMCO HOLDINGS INC	7832 JT Equity	JP	JPY	0.08%
KAWASAKI HEAVY INDUSTRIES ORD	7012 JT Equity	JP	JPY	0.08%
KIRIN HOLDINGS (BREWERY) CO LTD ORD	2503 JT Equity	JP	JPY	0.07%
DAIFUKU CO LTD	6383 JT Equity	JP	JPY	0.07%
EBARA CORP ORD	6361 JT Equity	JP	JPY	0.07%
DAIWA SECURITIES GROUP INC ORD	8601 JT Equity	JP	JPY	0.07%
ASAHI KASEI CORP	3407 JT Equity	JP	JPY	0.07%
RESONAC HOLDINGS CORP	4004 JT Equity	JP	JPY	0.07%
NIDEC CORP ORD	6594 JT Equity	JP	JPY	0.07%
JX ADVANCED META ORD	5016 JT Equity	JP	JPY	0.07%

FACTSHEET - AS OF 06-Apr-2026
Solactive Japan All Cap VT Index

Company	Ticker	Country	Currency	Index Weight (%)
PAN PACIFIC INTERNATIONAL HOLD	7532 JT Equity	JP	JPY	0.07%
IBIDEN CO LTD	4062 JT Equity	JP	JPY	0.07%
NITTO DENKO CORP	6988 JT Equity	JP	JPY	0.07%
JAPAN EXCHANGE GROUP INC	8697 JT Equity	JP	JPY	0.07%
T&D HOLDINGS INC ORD	8795 JT Equity	JP	JPY	0.07%
SEKISUI HOUSE LTD ORD	1928 JT Equity	JP	JPY	0.07%
KONAMI GROUP CORP	9766 JT Equity	JP	JPY	0.06%
SBI HOLDINGS INC ORD	8473 JT Equity	JP	JPY	0.06%
RYOHIN KEIKAKU CO LTD ORD	7453 JT Equity	JP	JPY	0.06%
MITSUMI MINING & SMELTING CO LTD ORD	5706 JT Equity	JP	JPY	0.06%
OLYMPUS	7733 JT Equity	JP	JPY	0.06%
CONCORDIA FINANCIAL GROUP LTD	7186 JT Equity	JP	JPY	0.06%
NOMURA RESEARCH INSTITUTE LTD ORD	4307 JT Equity	JP	JPY	0.06%
CHUBU ELECTRIC POWER CO INC ORD	9502 JT Equity	JP	JPY	0.06%
FUJI ELECTRIC (FUJI ELEC HLDGS) ORD	6504 JT Equity	JP	JPY	0.05%
SHISEIDO CO LTD	4911 JT Equity	JP	JPY	0.05%
SHIMANO INC	7309 JT Equity	JP	JPY	0.05%
SCREEN HOLDINGS CO LTD	7735 JT Equity	JP	JPY	0.05%
OBIC CO LTD ORD	4684 JT Equity	JP	JPY	0.05%
CHIBA BANK LTD ORD	8331 JT Equity	JP	JPY	0.05%
ANA HOLDINGS INC	9202 JT Equity	JP	JPY	0.05%
EISAI	4523 JT Equity	JP	JPY	0.05%
SHIMIZU CORP ORD	1803 JT Equity	JP	JPY	0.05%
KYOTO FINANCIAL GROUP INC	5844 JT Equity	JP	JPY	0.05%
SOJITZ CORP ORD	2768 JT Equity	JP	JPY	0.05%
TORAY INDUSTRIES INC ORD	3402 JT Equity	JP	JPY	0.05%
SUBARU CORP	7270 JT Equity	JP	JPY	0.05%
ISUZU MOTORS LTD	7202 JT Equity	JP	JPY	0.05%
IDEMITSU KOSAN CO LTD ORD	5019 JT Equity	JP	JPY	0.05%
WEST JAPAN RAILWAY CO	9021 JT Equity	JP	JPY	0.05%
TOPPAN HOLDINGS INC	7911 JT Equity	JP	JPY	0.04%
MEBUKI FINANCIAL GROUP INC	7167 JT Equity	JP	JPY	0.04%
DAITO TRUST CONSTRUCTION CO LTD ORD	1878 JT Equity	JP	JPY	0.04%
YOKOGAWA ELECTRIC CORP ORD	6841 JT Equity	JP	JPY	0.04%
NIPPON BUILDING FUND INC.	8951 JT Equity	JP	JPY	0.04%
HANKYU HANSHIN HOLDINGS INC	9042 JT Equity	JP	JPY	0.04%
ISETAN MITSUKOSHI HOLDINGS LTD ORD	3099 JT Equity	JP	JPY	0.04%
RAKUTEN GROUP INC	4755 JT Equity	JP	JPY	0.04%
ROHM CO LTD ORD	6963 JT Equity	JP	JPY	0.04%
HULIC CO LTD	3003 JT Equity	JP	JPY	0.04%
JFE HOLDINGS INC	5411 JT Equity	JP	JPY	0.04%
YAMAHA MOTOR CO LTD ORD	7272 JT Equity	JP	JPY	0.04%
MAKITA CORP ORD	6586 JT Equity	JP	JPY	0.04%
AISIN CORP	7259 JT Equity	JP	JPY	0.04%

FACTSHEET - AS OF 06-Apr-2026
Solactive Japan All Cap VT Index

Company	Ticker	Country	Currency	Index Weight (%)
UNICHARM CORP ORD	8113 JT Equity	JP	JPY	0.04%
FOOD & LIFE COMPANIES LTD	3563 JT Equity	JP	JPY	0.04%
AGC INC	5201 JT Equity	JP	JPY	0.04%
MITSUBISHI CHEMICAL GROUP	4188 JT Equity	JP	JPY	0.04%
SHIZUOKA FINANCIAL GROUP INC	5831 JT Equity	JP	JPY	0.04%
TOYO SUISAN KAISHA LTD	2875 JT Equity	JP	JPY	0.04%
CAPCOM CO LTD	9697 JT Equity	JP	JPY	0.04%
FUKUOKA FINANCIAL GROUP INC ORD	8354 JT Equity	JP	JPY	0.04%
LY CORP	4689 JT Equity	JP	JPY	0.04%
NIPPON SANSO HOLDINGS CORP	4091 JT Equity	JP	JPY	0.04%
DAI NIPPON PRINTING CO LTD ORD	7912 JT Equity	JP	JPY	0.04%
JAPAN AIRLINES CO LTD	9201 JT Equity	JP	JPY	0.04%
KIKKOMAN CORP ORD	2801 JT Equity	JP	JPY	0.04%
NITERRA CO LTD	5334 JT Equity	JP	JPY	0.04%
MITSUBISHI HC CAPITAL INC	8593 JT Equity	JP	JPY	0.04%
ONO PHARMACEUTICAL CO LTD ORD	4528 JT Equity	JP	JPY	0.04%
MISUMI GROUP INC ORD	9962 JT Equity	JP	JPY	0.03%
MEIJI HOLDINGS CO LTD	2269 JT Equity	JP	JPY	0.03%
TOHO CO LTD ORD	9602 JT Equity	JP	JPY	0.03%
NGK INSULATORS LTD ORD	5333 JT Equity	JP	JPY	0.03%
BROTHER INDUSTRIES LTD ORD	6448 JT Equity	JP	JPY	0.03%
NISSAN CHEMICAL CORP	4021 JT Equity	JP	JPY	0.03%
TOKYO FUDOSAN HOLDINGS CORP	3289 JT Equity	JP	JPY	0.03%
TOKYO TATEMONO CO LTD ORD	8804 JT Equity	JP	JPY	0.03%
SONY FINANCIAL GROUP INC	8729 JT Equity	JP	JPY	0.03%
KYUSHU ELECTRIC POWER CO INC ORD	9508 JT Equity	JP	JPY	0.03%
TOTO LTD	5332 JT Equity	JP	JPY	0.03%
NIPPON PAINT HOLDINGS CO LTD	4612 JT Equity	JP	JPY	0.03%
TIS INC	3626 JT Equity	JP	JPY	0.03%
ASAHI INTECC CO LTD	7747 JT Equity	JP	JPY	0.03%
SANRIO CO LTD ORD	8136 JT Equity	JP	JPY	0.03%
IYOGIN HOLDINGS INC	5830 JT Equity	JP	JPY	0.03%
MCDONALDS HOLDING CO JAPAN ORD	2702 JT Equity	JP	JPY	0.03%
TOKYO OHKA KOGYO CO LTD ORD	4186 JT Equity	JP	JPY	0.03%
KAWASAKI KISEN KAISHA LTD	9107 JT Equity	JP	JPY	0.03%
JAPAN REAL ESTATE INVT CORP ORD	8952 JT Equity	JP	JPY	0.03%
SKYLARK HOLDINGS CO LTD	3197 JT Equity	JP	JPY	0.03%
OMRON CORP ORD	6645 JT Equity	JP	JPY	0.03%
ELECTRIC POWER DEVELOPMENT LTD ORD	9513 JT Equity	JP	JPY	0.03%
GUNMA BANK LTD ORD	8334 JT Equity	JP	JPY	0.03%
NITORI HOLDINGS CO LTD	9843 JT Equity	JP	JPY	0.03%
ZENSHO HOLDINGS CO LTD ORD	7550 JT Equity	JP	JPY	0.03%
NEXON CO. LTD	3659 JT Equity	JP	JPY	0.03%
JAPAN METROPOLITAN FUND INVESTMENT CORP	8953 JT Equity	JP	JPY	0.03%

FACTSHEET - AS OF 06-Apr-2026
Solactive Japan All Cap VT Index

Company	Ticker	Country	Currency	Index Weight (%)
SEIBU HOLDINGS INC	9024 JT Equity	JP	JPY	0.03%
TOKYU CORP	9005 JT Equity	JP	JPY	0.03%
YASKAWA ELECTRIC CORP ORD	6506 JT Equity	JP	JPY	0.03%
OPEN HOUSE GROUP CO LTD	3288 JT Equity	JP	JPY	0.03%
KOBE STEEL LTD	5406 JT Equity	JP	JPY	0.03%
TBS HOLDINGS INC	9401 JT Equity	JP	JPY	0.03%
MATSUKIYOCOCOKARA & CO	3088 JT Equity	JP	JPY	0.03%
MINEBEA MITSUMI INC	6479 JT Equity	JP	JPY	0.03%
KURITA WATER INDUSTRIES LTD	6370 JT Equity	JP	JPY	0.03%
NISSAN MOTOR CO LTD ORD	7201 JT Equity	JP	JPY	0.03%
KINDEN CORP (KINKI ELEC CONS) ORD	1944 JT Equity	JP	JPY	0.03%
SEKISUI CHEMICAL CO LTD ORD	4204 JT Equity	JP	JPY	0.03%
YAKULT HONSHA CO LTD ORD	2267 JT Equity	JP	JPY	0.03%
HACHIJUNI BANK LTD ORD	8359 JT Equity	JP	JPY	0.03%
NIPPON EXPRESS HOLDINGS CO	9147 JT Equity	JP	JPY	0.03%
TOKYO ELECTRIC POWER CO HOLDINGS INC	9501 JT Equity	JP	JPY	0.03%
SHIMADZU CORP ORD	7701 JT Equity	JP	JPY	0.03%
YOKOHAMA RUBBER CO LTD ORD	5101 JT Equity	JP	JPY	0.03%
SUMITOMO CHEMICAL CO LTD	4005 JT Equity	JP	JPY	0.03%
JAPAN POST INSURANCE CO LTD	7181 JT Equity	JP	JPY	0.03%
HOSHIZAKI CORP	6465 JT Equity	JP	JPY	0.02%
HORIBA LTD ORD	6856 JT Equity	JP	JPY	0.02%
SAPPORO HOLDINGS LTD ORD	2501 JT Equity	JP	JPY	0.02%
CREDIT SAISON	8253 JT Equity	JP	JPY	0.02%
TAKASHIMAYA CO LTD ORD	8233 JT Equity	JP	JPY	0.02%
INFRONEER HOLDINGS INC	5076 JT Equity	JP	JPY	0.02%
NIKKON HOLDINGS CO LTD	9072 JT Equity	JP	JPY	0.02%
HIROSE ELECTRIC CO LTD ORD	6806 JT Equity	JP	JPY	0.02%
MONOTARO CO LTD	3064 JT Equity	JP	JPY	0.02%
SEIKO EPSON CORP ORD	6724 JT Equity	JP	JPY	0.02%
THK CO LTD ORD	6481 JT Equity	JP	JPY	0.02%
SANWA HOLDINGS CORP	5929 JT Equity	JP	JPY	0.02%
ADVANCE RESIDENCE INVESTMENT ORD	3269 JT Equity	JP	JPY	0.02%
MARUWA CO LTD/AICHI	5344 JT Equity	JP	JPY	0.02%
TOKYO SEIMITSU	7729 JT Equity	JP	JPY	0.02%
KYUSHU FINANCIAL GROUP INC	7180 JT Equity	JP	JPY	0.02%
mitsui chemicals inc	4183 JT Equity	JP	JPY	0.02%
SHIMAMURA CORP ORD	8227 JT Equity	JP	JPY	0.02%
MEDIPAL HLDGS (MEDICEO PALTAC) ORD	7459 JT Equity	JP	JPY	0.02%
COSMO ENERGY HOLDINGS COMPANY LTD	5021 JT Equity	JP	JPY	0.02%
EXEO GROUP INC	1951 JT Equity	JP	JPY	0.02%
FUJI MEDIA HLDGS (FUJI TELE) ORD	4676 JT Equity	JP	JPY	0.02%
AIR WATER INC	4088 JT Equity	JP	JPY	0.02%
TOSOH CORP	4042 JT Equity	JP	JPY	0.02%

FACTSHEET - AS OF 06-Apr-2026
Solactive Japan All Cap VT Index

Company	Ticker	Country	Currency	Index Weight (%)
NIPPON ELECTRIC GLASS CO LTD ORD	5214 JT Equity	JP	JPY	0.02%
RAKUTEN BANK ORD	5838 JT Equity	JP	JPY	0.02%
TOBU RAILWAY CO LTD	9001 JT Equity	JP	JPY	0.02%
SEVENTY SEVEN (77) BANK LTD ORD	8341 JT Equity	JP	JPY	0.02%
LIXIL GROUP CORP	5938 JT Equity	JP	JPY	0.02%
PENTA-OCEAN CONSTRUCTION CO LTD	1893 JT Equity	JP	JPY	0.02%
UNITED URBAN INV CORP (REIT) ORD	8960 JT Equity	JP	JPY	0.02%
SYSMEX CORP ORD	6869 JT Equity	JP	JPY	0.02%
BAYCURRENT CONSULTING INC	6532 JT Equity	JP	JPY	0.02%
DENTSU GROUP INC	4324 JT Equity	JP	JPY	0.02%
HIKARI TSUSHIN INC ORD	9435 JT Equity	JP	JPY	0.02%
KYOWA KIRIN CO LTD	4151 JT Equity	JP	JPY	0.02%
ODAKYU ELECTRIC RAILWAY CO LTD	9007 JT Equity	JP	JPY	0.02%
GS YUASA CORP	6674 JT Equity	JP	JPY	0.02%
SUMCO CORP	3436 JT Equity	JP	JPY	0.02%
NIPPON PROLOGIS REIT INC	3283 JT Equity	JP	JPY	0.02%
SANTEN PHARMACEUTICAL CO LTD ORD	4536 JT Equity	JP	JPY	0.02%
SOHGO SECURITY SERVICES CO LTD ORD	2331 JT Equity	JP	JPY	0.02%
HITACHI CONSTRUCTION MACHINERY ORD	6305 JT Equity	JP	JPY	0.02%
NIKON CORP ORD	7731 JT Equity	JP	JPY	0.02%
KENEDIX OFFICE INVESTMENT CORP	8972 JT Equity	JP	JPY	0.02%
KOITO MANUFACTURING CO LTD ORD	7276 JT Equity	JP	JPY	0.02%
NABTESCO CORP ORD	6268 JT Equity	JP	JPY	0.02%
SUMITOMO HEAVY INDUSTRIES CO ORD	6302 JT Equity	JP	JPY	0.02%
MERCARI INC	4385 JT Equity	JP	JPY	0.02%
HIROGIN HOLDINGS INC	7337 JT Equity	JP	JPY	0.02%
NOMURA REAL ESTATE HOLDINGS INC ORD	3231 JT Equity	JP	JPY	0.02%
ORIX JREIT INC ORD	8954 JT Equity	JP	JPY	0.02%
YAMAGUCHI FINANCIAL GROUP INC ORD	8418 JT Equity	JP	JPY	0.02%
KYUSHU RAILWAY COMPANY	9142 JT Equity	JP	JPY	0.02%
HOKUHOKU FINANCIAL GROUP INC ORD	8377 JT Equity	JP	JPY	0.02%
JAPAN STEEL WORKS LTD	5631 JT Equity	JP	JPY	0.02%
NITTO BOSEKI CO	3110 JT Equity	JP	JPY	0.02%
YAMAZAKI BAKING CO LTD	2212 JT Equity	JP	JPY	0.02%
NISSHIN SEIFUN GROUP INC	2002 JT Equity	JP	JPY	0.02%
OJI PAPER CO LTD	3861 JT Equity	JP	JPY	0.02%
KINTETSU GROUP HOLDINGS CO LTD	9041 JT Equity	JP	JPY	0.02%
KEISEI ELECTRIC RAILWAY CO LTD ORD	9009 JT Equity	JP	JPY	0.02%
NISSIN FOODS HOLDINGS CO LTD	2897 JT Equity	JP	JPY	0.02%
KOBE BUSSAN CO LTD	3038 JT Equity	JP	JPY	0.02%
MAZDA MOTOR CORP ORD	7261 JT Equity	JP	JPY	0.02%
USS CO (TOKAI) LTD ORD	4732 JT Equity	JP	JPY	0.02%
NOMURA REAL ESTATE MASTER FUND INC	3462 JT Equity	JP	JPY	0.02%
mitsui e&s co ltd	7003 JT Equity	JP	JPY	0.02%

FACTSHEET - AS OF 06-Apr-2026
Solactive Japan All Cap VT Index

Company	Ticker	Country	Currency	Index Weight (%)
INVINCIBLE INVESTMENT CORP	8963 JT Equity	JP	JPY	0.02%
MITSUBISHI GAS CHEMICAL CO	4182 JT Equity	JP	JPY	0.02%
NSK LTD	6471 JT Equity	JP	JPY	0.02%
JGC HOLDINGS CORP	1963 JT Equity	JP	JPY	0.02%
CHUGIN FINANCIAL GROUP INC	5832 JT Equity	JP	JPY	0.02%
GLP J-REIT/D	3281 JT Equity	JP	JPY	0.02%
COMSYS HOLDINGS CORP ORD	1721 JT Equity	JP	JPY	0.02%
DAIWA HOUSE REIT INVESTMENT CORP	8984 JT Equity	JP	JPY	0.02%
MEIKO ELECTRONICS CO LTD	6787 JT Equity	JP	JPY	0.02%
KANDENKO CO LTD ORD	1942 JT Equity	JP	JPY	0.02%
TOHOKU ELECTRIC POWER CO INC ORD	9506 JT Equity	JP	JPY	0.02%
SQUARE ENIX HOLDINGS CO LTD ORD	9684 JT Equity	JP	JPY	0.02%
KOKUSAI ELECTRIC CORP	6525 JT Equity	JP	JPY	0.02%
NOF CORP ORD	4403 JT Equity	JP	JPY	0.02%
TSURUHA HOLDINGS INC ORD	3391 JT Equity	JP	JPY	0.02%
AMADA CO LTD	6113 JT Equity	JP	JPY	0.02%
MODEC INC	6269 JT Equity	JP	JPY	0.02%
NIPPON TELEVISION NETWORK CORP ORD	9404 JT Equity	JP	JPY	0.02%
RICOH CO LTD	7752 JT Equity	JP	JPY	0.02%
TAIYO YUDEN CO LTD ORD	6976 JT Equity	JP	JPY	0.02%
YAMATO KOGYO CO LTD ORD	5444 JT Equity	JP	JPY	0.02%
KURARAY CO LTD	3405 JT Equity	JP	JPY	0.02%
MITSUBISHI MATERIALS CORP	5711 JT Equity	JP	JPY	0.02%
YAMATO HDG.	9064 JT Equity	JP	JPY	0.02%
KAMIGUMI CO LTD	9364 JT Equity	JP	JPY	0.02%
SUMITOMO FORESTRY CO LTD	1911 JT Equity	JP	JPY	0.02%
J FRONT RETAILING CO LTD ORD	3086 JT Equity	JP	JPY	0.02%
TOKYO METRO CO LTD	9023 JT Equity	JP	JPY	0.02%
M3 (SO-NET M3) INC ORD	2413 JT Equity	JP	JPY	0.02%
NICHIAS CORP	5393 JT Equity	JP	JPY	0.02%
NH FOODS LTD	2282 JT Equity	JP	JPY	0.02%
DOWA HOLDINGS (MINING) CO LTD ORD	5714 JT Equity	JP	JPY	0.02%
CYBERAGENT INC	4751 JT Equity	JP	JPY	0.02%
HASEKO CORP ORD	1808 JT Equity	JP	JPY	0.02%
NISHI-NIPPON FINANCIAL HOLDING INC	7189 JT Equity	JP	JPY	0.02%
ROHTO PHARMACEUTICAL LTD ORD	4527 JT Equity	JP	JPY	0.02%
OTSUKA CORP ORD	4768 JT Equity	JP	JPY	0.02%
MARUI GROUP CO LTD (MARUI CO) ORD	8252 JT Equity	JP	JPY	0.02%
ZOZO INC	3092 JT Equity	JP	JPY	0.02%
TOYO TIRE CORP	5105 JT Equity	JP	JPY	0.02%
AZBIL (YAMATAKE) CORP ORD	6845 JT Equity	JP	JPY	0.02%
HAMAMATSU PHOTONICS KK ORD	6965 JT Equity	JP	JPY	0.02%
DAISHI HOKUETSU FINANCIAL GROUP INC	7327 JT Equity	JP	JPY	0.02%
TREND MICRO INC	4704 JT Equity	JP	JPY	0.02%

FACTSHEET - AS OF 06-Apr-2026
Solactive Japan All Cap VT Index

Company	Ticker	Country	Currency	Index Weight (%)
ALFRESA HOLDINGS CORP ORD	2784 JT Equity	JP	JPY	0.02%
SUNTORY BEVERAGE & FOOD LTD	2587 JT Equity	JP	JPY	0.02%
KEYIO BANK LTD ORD	8544 JT Equity	JP	JPY	0.01%
ZENKOKU HOSHO CO LTD	7164 JT Equity	JP	JPY	0.01%
DAIDO STEEL CO LTD	5471 JT Equity	JP	JPY	0.01%
HULIC REIT INC	3295 JT Equity	JP	JPY	0.01%
TOKAI RIKA CO LTD ORD	6995 JT Equity	JP	JPY	0.01%
MIRAIT ONE CORP	1417 JT Equity	JP	JPY	0.01%
LION CORP	4912 JT Equity	JP	JPY	0.01%
GNI GROUP LTD	2160 JT Equity	JP	JPY	0.01%
TOKYO CENTURY CORP	8439 JT Equity	JP	JPY	0.01%
SUMITOMO BAKELITE CO LTD	4203 JT Equity	JP	JPY	0.01%
HISAMITSU PHARMACEUTICAL CO INC ORD	4530 JT Equity	JP	JPY	0.01%
HOKKOKU FINANCIAL HOLDINGS INC	7381 JT Equity	JP	JPY	0.01%
HITACHI ZOSEN CORP	7004 JT Equity	JP	JPY	0.01%
HYAKUJUSHI BANK LTD ORD	8386 JT Equity	JP	JPY	0.01%
CASIO COMPUTER CO LTD ORD	6952 JT Equity	JP	JPY	0.01%
ABC MART INC ORD	2670 JT Equity	JP	JPY	0.01%
AEON CREDIT SERVICE CO LTD ORD	8570 JT Equity	JP	JPY	0.01%
SUZUKEN CO LTD ORD	9987 JT Equity	JP	JPY	0.01%
TOMY COMPANY LTD	7867 JT Equity	JP	JPY	0.01%
TEKSCEND PHOTOMASK CORP	429A JT Equity	JP	JPY	0.01%
HAKUHODO DY HOLDINGS INC ORD	2433 JT Equity	JP	JPY	0.01%
INTERNET INITIATIVE JAPAN INC	3774 JT Equity	JP	JPY	0.01%
SANKEN ELECTRIC CO. LTD.	6707 JT Equity	JP	JPY	0.01%
KEWPIE (QP) CORP ORD	2809 JT Equity	JP	JPY	0.01%
TAIHEIYO CEMENT CORP ORD	5233 JT Equity	JP	JPY	0.01%
JTEKT CORP (KOYO SEIKO) ORD	6473 JT Equity	JP	JPY	0.01%
MITSUBISHI LOGISTICS CORP ORD	9301 JT Equity	JP	JPY	0.01%
OSAKA SODA CO LTD	4046 JT Equity	JP	JPY	0.01%
ANRITSU CORP ORD	6754 JT Equity	JP	JPY	0.01%
DUSKIN CO LTD ORD	4665 JT Equity	JP	JPY	0.01%
SHIP HEALTHCARE HOLDINGS INC	3360 JT Equity	JP	JPY	0.01%
TOHO BANK LTD/THE	8346 JT Equity	JP	JPY	0.01%
MICRONICS JAPAN CO LTD	6871 JT Equity	JP	JPY	0.01%
MEITEC GROUP HOLDINGS INC	9744 JT Equity	JP	JPY	0.01%
LINTEC CORP ORD	7966 JT Equity	JP	JPY	0.01%
DAIWABO HOLDINGS CO LTD	3107 JT Equity	JP	JPY	0.01%
HOKKAIDO ELECTRIC POWER CO INC ORD	9509 JT Equity	JP	JPY	0.01%
SUNDRUG CO LTD ORD	9989 JT Equity	JP	JPY	0.01%
DTS CORP	9682 JT Equity	JP	JPY	0.01%
COLOWIDE CO LTD	7616 JT Equity	JP	JPY	0.01%
MEGMILK SNOW BRAND CO LTD ORD	2270 JT Equity	JP	JPY	0.01%
NISHIMATSU CONSTRUCTION CO LTD	1820 JT Equity	JP	JPY	0.01%

FACTSHEET - AS OF 06-Apr-2026
Solactive Japan All Cap VT Index

Company	Ticker	Country	Currency	Index Weight (%)
HAZAMA ANDO CORP.	1719 JT Equity	JP	JPY	0.01%
NEXTAGE CO LTD	3186 JT Equity	JP	JPY	0.01%
DENKA CO LTD	4061 JT Equity	JP	JPY	0.01%
AMANO CORPORATION	6436 JT Equity	JP	JPY	0.01%
MORINAGA & CO LTD/JAPAN	2201 JT Equity	JP	JPY	0.01%
KYUDENKO CORP	1959 JT Equity	JP	JPY	0.01%
TOKUYAMA CORPORATION	4043 JT Equity	JP	JPY	0.01%
JAPAN ELEVATOR SERVICE HOLDI	6544 JT Equity	JP	JPY	0.01%
OGAKI KYORITSU BANK LTD ORD	8361 JT Equity	JP	JPY	0.01%
PARK 24 CO LTD ORD	4666 JT Equity	JP	JPY	0.01%
NAGASE & CO LTD ORD	8012 JT Equity	JP	JPY	0.01%
MORI TRUST REIT INC	8961 JT Equity	JP	JPY	0.01%
FUJIMI INC	5384 JT Equity	JP	JPY	0.01%
SAWAI GROUP HOLDINGS CO LTD	4887 JT Equity	JP	JPY	0.01%
ADEKA CORP ORD	4401 JT Equity	JP	JPY	0.01%
NTT UD REIT INVESTMENT CORP	8956 JT Equity	JP	JPY	0.01%
OBIC BUSINESS CONSULTANTS LTD ORD	4733 JT Equity	JP	JPY	0.01%
STAR ASIA INVESTMENT CORP	3468 JT Equity	JP	JPY	0.01%
SANKYO CO LTD	6417 JT Equity	JP	JPY	0.01%
TOKAI TOKYO FINANCIAL HOLDINGS ORD	8616 JT Equity	JP	JPY	0.01%
SAIZERIYA CO. LTD.	7581 JT Equity	JP	JPY	0.01%
ACOM CO LTD ORD	8572 JT Equity	JP	JPY	0.01%
SINFONIA TECHNOLOGY CO LTD	6507 JT Equity	JP	JPY	0.01%
FERROTEC HOLDINGS CORP	6890 JT Equity	JP	JPY	0.01%
MIZUHO LEASING CO LTD	8425 JT Equity	JP	JPY	0.01%
TAIYO HOLDINGS	4626 JT Equity	JP	JPY	0.01%
RESORTTRUST INC	4681 JT Equity	JP	JPY	0.01%
HARMONIC DRIVE SYSTEMS INC	6324 JT Equity	JP	JPY	0.01%
JAPAN PRIME REALTY INVESTMENT ORD	8955 JT Equity	JP	JPY	0.01%
HOUSE FOODS GROUP INC	2810 JT Equity	JP	JPY	0.01%
TRIAL HLDG ORD	141A JT Equity	JP	JPY	0.01%
SAN-IN GODO BANK LTD ORD	8381 JT Equity	JP	JPY	0.01%
OSG CORPORATION	6136 JT Equity	JP	JPY	0.01%
MEIDENSHA CORP	6508 JT Equity	JP	JPY	0.01%
KAKAKU.COM INC	2371 JT Equity	JP	JPY	0.01%
COCA-COLA BOTTLERS JAPAN INC	2579 JT Equity	JP	JPY	0.01%
AWA BANK LTD ORD	8388 JT Equity	JP	JPY	0.01%
TAKUMA CO LTD	6013 JT Equity	JP	JPY	0.01%
MIURA CO LTD ORD	6005 JT Equity	JP	JPY	0.01%
KANEMATSU CORPORATION	8020 JT Equity	JP	JPY	0.01%
KEIO (KEIO ELECTRIC RAIL) CORP ORD	9008 JT Equity	JP	JPY	0.01%
IWATANI CORP	8088 JT Equity	JP	JPY	0.01%
CHUGOKU ELECTRIC POWER CO INC ORD	9504 JT Equity	JP	JPY	0.01%
LASALLE LOGIPORT REIT	3466 JT Equity	JP	JPY	0.01%

FACTSHEET - AS OF 06-Apr-2026
Solactive Japan All Cap VT Index

Company	Ticker	Country	Currency	Index Weight (%)
MONEY FORWARD INC	3994 JT Equity	JP	JPY	0.01%
HEIWA REAL ESTATE REIT INC	8966 JT Equity	JP	JPY	0.01%
NSD CO LTD	9759 JT Equity	JP	JPY	0.01%
JEOL LTD	6951 JT Equity	JP	JPY	0.01%
FUJI CORP	6134 JT Equity	JP	JPY	0.01%
DAIWA OFFICE INVESTMENT CORP ORD	8976 JT Equity	JP	JPY	0.01%
ACTIVIA PROPERTIES INC	3279 JT Equity	JP	JPY	0.01%
AEON REIT INVESTMENT CORPORATION	3292 JT Equity	JP	JPY	0.01%
NICHIREI CORP ORD	2871 JT Equity	JP	JPY	0.01%
GLORY LTD ORD	6457 JT Equity	JP	JPY	0.01%
KOSE CORP ORD	4922 JT Equity	JP	JPY	0.01%
DEXERIALS CORP	4980 JT Equity	JP	JPY	0.01%
YAMAICHI ELECTRONICS CO LTD	6941 JT Equity	JP	JPY	0.01%
KOKUYO CO LTD ORD	7984 JT Equity	JP	JPY	0.01%
ORACLE CORP JAPAN ORD	4716 JT Equity	JP	JPY	0.01%
YAMADA HOLDINGS CO LTD	9831 JT Equity	JP	JPY	0.01%
KEIHAN HOLDINGS CO LTD	9045 JT Equity	JP	JPY	0.01%
JUROKU FINANCIAL GROUP INC	7380 JT Equity	JP	JPY	0.01%
TAIKISHA LTD.	1979 JT Equity	JP	JPY	0.01%
MORI HILLS REI/D	3234 JT Equity	JP	JPY	0.01%
SURUGA BANK LTD ORD	8358 JT Equity	JP	JPY	0.01%
METAPLANET INC	3350 JT Equity	JP	JPY	0.01%
EZAKI GLICO CO LTD ORD	2206 JT Equity	JP	JPY	0.01%
TOA CORP	1885 JT Equity	JP	JPY	0.01%
DAICEL CORP	4202 JT Equity	JP	JPY	0.01%
DIC CORP	4631 JT Equity	JP	JPY	0.01%
SHO-BOND HLDG/D	1414 JT Equity	JP	JPY	0.01%
CHIYODA CORP ORD	6366 JT Equity	JP	JPY	0.01%
FUJI OIL HOLDINGS INC	2607 JT Equity	JP	JPY	0.01%
MABUCHI MOTOR CO LTD ORD	6592 JT Equity	JP	JPY	0.01%
JAPAN AIRPORT TERMINAL CO LTD	9706 JT Equity	JP	JPY	0.01%
TOHO HOLDINGS (TOHO PHARM) ORD	8129 JT Equity	JP	JPY	0.01%
OKUMURA CORP	1833 JT Equity	JP	JPY	0.01%
BLUE ZONE HOLDINGS CO LTD	417A JT Equity	JP	JPY	0.01%
ARE HOLDINGS INC	5857 JT Equity	JP	JPY	0.01%
FURUNO ELECTRIC CO LTD	6814 JT Equity	JP	JPY	0.01%
SHIGA BANK LTD ORD	8366 JT Equity	JP	JPY	0.01%
TAKASAGO THERMAL ENGINEERING CO LTD	1969 JT Equity	JP	JPY	0.01%
KATO SANGYO CO LTD	9869 JT Equity	JP	JPY	0.01%
NIPPON SODA CO	4041 JT Equity	JP	JPY	0.01%
H.U. GROUP HOLDINGS INC	4544 JT Equity	JP	JPY	0.01%
NAKANISHI INC	7716 JT Equity	JP	JPY	0.01%
SEIKO GROUP CORP	8050 JT Equity	JP	JPY	0.01%
HOKURIKU ELECTRIC POWER CO INC ORD	9505 JT Equity	JP	JPY	0.01%

FACTSHEET - AS OF 06-Apr-2026
Solactive Japan All Cap VT Index

Company	Ticker	Country	Currency	Index Weight (%)
ARCS CO LTD	9948 JT Equity	JP	JPY	0.01%
TAKARA HOLDINGS (TAKARA SHUZO) ORD	2531 JT Equity	JP	JPY	0.01%
NAGOYA RAILROAD CO LTD ORD	9048 JT Equity	JP	JPY	0.01%
HANWA CO LTD ORD	8078 JT Equity	JP	JPY	0.01%
NIHON KOHDEN CORP ORD	6849 JT Equity	JP	JPY	0.01%
KOTOBUKI SPIRITS CO LTD	2222 JT Equity	JP	JPY	0.01%
GMO PAYMENT GATEWAY INC	3769 JT Equity	JP	JPY	0.01%
SG HOLDINGS CO LTD	9143 JT Equity	JP	JPY	0.01%
JAPAN SECURIT	8511 JT Equity	JP	JPY	0.01%
AICA KOGYO CO LTD ORD	4206 JT Equity	JP	JPY	0.01%
TOKAI CARBON CO LTD	5301 JT Equity	JP	JPY	0.01%
KAGOME CO LTD ORD	2811 JT Equity	JP	JPY	0.01%
NISSHINBO HLDGS (NISSHINBO IND) ORD	3105 JT Equity	JP	JPY	0.01%
STANLEY ELECTRIC CO LTD	6923 JT Equity	JP	JPY	0.01%
NIPPON SHOKUBAI CO LTD	4114 JT Equity	JP	JPY	0.01%
SEINO HOLDINGS CO LTD ORD	9076 JT Equity	JP	JPY	0.01%
RENGO CO LTD ORD	3941 JT Equity	JP	JPY	0.01%
HOSHINO RESORTS REIT INC	3287 JT Equity	JP	JPY	0.01%
SEIREN CO LTD	3569 JT Equity	JP	JPY	0.01%
OKI ELECTRIC INDUSTRY CO LTD ORD	6703 JT Equity	JP	JPY	0.01%
KS HOLDINGS (GIGAS KS DENKI) ORD	8282 JT Equity	JP	JPY	0.01%
SEGA SAMMY HOLDINGS INC	6460 JT Equity	JP	JPY	0.01%
VISIONAL INC	4194 JT Equity	JP	JPY	0.01%
TS TECH CO LTD ORD	7313 JT Equity	JP	JPY	0.01%
AICHI FINANCIAL GROUP INC	7389 JT Equity	JP	JPY	0.01%
GMO INTERNET GROUP INC	9449 JT Equity	JP	JPY	0.01%
YODOGAWA STEEL WORKS LTD	5451 JT Equity	JP	JPY	0.01%
ZEON CORP	4205 JT Equity	JP	JPY	0.01%
RINNAI CORP ORD	5947 JT Equity	JP	JPY	0.01%
SOTETSU HLDGS (SAGAMI RAILWAY) ORD	9003 JT Equity	JP	JPY	0.01%
SHIKOKU ELECTRIC POWER CO INC	9507 JT Equity	JP	JPY	0.01%
KYB CORP	7242 JT Equity	JP	JPY	0.01%
KATITAS CO LTD	8919 JT Equity	JP	JPY	0.01%
YAMAHA CORP ORD	7951 JT Equity	JP	JPY	0.01%
DAIWA SECURITIES LIVING INVEST	8986 JT Equity	JP	JPY	0.01%
SKY PERFECT JSAT HOLDINGS INC ORD	9412 JT Equity	JP	JPY	0.01%
TOCALO CO LTD	3433 JT Equity	JP	JPY	0.01%
RAITO KOGYO CO LTD	1926 JT Equity	JP	JPY	0.01%
WACOAL HOLDINGS CORP ORD	3591 JT Equity	JP	JPY	0.01%
BIPROGY INC	8056 JT Equity	JP	JPY	0.01%
PERSOL HOLDINGS CO LTD	2181 JT Equity	JP	JPY	0.01%
TOEI CO LTD	9605 JT Equity	JP	JPY	0.01%
SHARP CORP	6753 JT Equity	JP	JPY	0.01%
ROUND ONE CORP	4680 JT Equity	JP	JPY	0.01%

FACTSHEET - AS OF 06-Apr-2026
Solactive Japan All Cap VT Index

Company	Ticker	Country	Currency	Index Weight (%)
OKUMA CORP ORD	6103 JT Equity	JP	JPY	0.01%
PIGEON CORP	7956 JT Equity	JP	JPY	0.01%
MARUICHI STEEL TUBE LTD	5463 JT Equity	JP	JPY	0.01%
AIN PHARMACIEZ INC	9627 JT Equity	JP	JPY	0.01%
DAISEKI CO LTD	9793 JT Equity	JP	JPY	0.01%
NISSHIN OILLIO GROUP LTD/THE	2602 JT Equity	JP	JPY	0.01%
KADOKAWA CORP	9468 JT Equity	JP	JPY	0.01%
MORINAGA MILK INDUSTRY CO LTD ORD	2264 JT Equity	JP	JPY	0.01%
EDION CORP	2730 JT Equity	JP	JPY	0.01%
SWCC CORPORATION	5805 JT Equity	JP	JPY	0.01%
KOEI TECMO HOLDINGS CO LTD	3635 JT Equity	JP	JPY	0.01%
KUSURI NO AOKI HOLDINGS CO LTD	3549 JT Equity	JP	JPY	0.01%
TOYODA GOSEI CO LTD	7282 JT Equity	JP	JPY	0.01%
ITOHAM YONEKYU HOLDINGS INC	2296 JT Equity	JP	JPY	0.01%
MITSUI-SOKO HOLDINGS CO LTD	9302 JT Equity	JP	JPY	0.01%
DAI-DAN CO LTD	1980 JT Equity	JP	JPY	0.01%
H2O RETAILING CORP ORD	8242 JT Equity	JP	JPY	0.01%
IINO KAIUN KAISHA LTD	9119 JT Equity	JP	JPY	0.01%
NS SOLUTIONS CORP	2327 JT Equity	JP	JPY	0.01%
YONEX CO LTD	7906 JT Equity	JP	JPY	0.01%
NHK SPRING CO LTD ORD	5991 JT Equity	JP	JPY	0.01%
SEKISUI HOUSE REIT INC	3309 JT Equity	JP	JPY	0.01%
TOHO GAS CO LTD	9533 JT Equity	JP	JPY	0.01%
STARTS CORP INC	8850 JT Equity	JP	JPY	0.01%
KOBAYASHI PHARMACEUTICAL LTD ORD	4967 JT Equity	JP	JPY	0.01%
KYORITSU MAINTENANCE CO LTD	9616 JT Equity	JP	JPY	0.01%
JAPAN PETROLEUM EXPLORATION ORD	1662 JT Equity	JP	JPY	0.01%
CKD CORP	6407 JT Equity	JP	JPY	0.01%
ORGANO CORP	6368 JT Equity	JP	JPY	0.01%
KONICA MINOLTA HOLDINGS INC ORD	4902 JT Equity	JP	JPY	0.01%
UBE CORP	4208 JT Equity	JP	JPY	0.01%
CITIZEN WATCH CO LTD	7762 JT Equity	JP	JPY	0.01%
INABA DENKISANGYO CO. LTD.	9934 JT Equity	JP	JPY	0.01%
MACNICA HOLDINGS INC	3132 JT Equity	JP	JPY	0.01%
NIPPON ACCOMMODATIONS FUND INC ORD	3226 JT Equity	JP	JPY	0.01%
KUMAGAI GUMI CO LTD	1861 JT Equity	JP	JPY	0.01%
C UYEMURA & CO LTD	4966 JT Equity	JP	JPY	0.01%
UACJ CORP	5741 JT Equity	JP	JPY	0.01%
TAKEUCHI MFG CO LTD	6432 JT Equity	JP	JPY	0.01%
COMFORIA RESIDENTIAL REIT IN	3282 JT Equity	JP	JPY	0.01%
SHIBAURA MECHATRONICS CORP	6590 JT Equity	JP	JPY	0.01%
RELO GROUP INC	8876 JT Equity	JP	JPY	0.01%
TOMONY HOLDINGS INC	8600 JT Equity	JP	JPY	0.01%
MUSASHINO BANK LTD ORD	8336 JT Equity	JP	JPY	0.01%

FACTSHEET - AS OF 06-Apr-2026
Solactive Japan All Cap VT Index

Company	Ticker	Country	Currency	Index Weight (%)
MARUHA NICHIRO CORP	1333 JT Equity	JP	JPY	0.01%
SUMITOMO RUBBER INDUSTRIES LTD ORD	5110 JT Equity	JP	JPY	0.01%
NANTO BANK LTD ORD	8367 JT Equity	JP	JPY	0.01%
YAMANASHI CHUO BANK LTD/THE	8360 JT Equity	JP	JPY	0.01%
SANGETSU CO LTD ORD	8130 JT Equity	JP	JPY	0.01%
NIPPON CORP	2001 JT Equity	JP	JPY	0.01%
SUMITOMO WAREHOUSE CO LTD ORD	9303 JT Equity	JP	JPY	0.01%
TOKYU REIT INC	8957 JT Equity	JP	JPY	0.01%
CREATE REST HD	3387 JT Equity	JP	JPY	0.01%
MAX CO LTD	6454 JT Equity	JP	JPY	0.01%
NIFCO INC ORD	7988 JT Equity	JP	JPY	0.01%
SUGI HOLDINGS (SUGI PHARM) ORD	7649 JT Equity	JP	JPY	0.01%
SUMITOMO PHARMA CO LTD	4506 JT Equity	JP	JPY	0.01%
RORZE CORP	6323 JT Equity	JP	JPY	0.01%
TOKYO KIRABOSHI FINANCIAL GROUP INC	7173 JT Equity	JP	JPY	0.01%
HYAKUGO BANK LTD ORD	8368 JT Equity	JP	JPY	0.01%
DCM HOLDINGS (DCM JAPAN) ORD	3050 JT Equity	JP	JPY	0.01%
MITSUI FUDOSAN LOGISTICS PARK INC	3471 JT Equity	JP	JPY	0.01%
NORTH PACIFIC BANK LTD	8524 JT Equity	JP	JPY	0.01%
JAPAN HOTEL REIT INVESTMENT	8985 JT Equity	JP	JPY	0.01%
MAKINO MILLING MACHINE CO LTD ORD	6135 JT Equity	JP	JPY	0.01%
DMG MORI CO LTD	6141 JT Equity	JP	JPY	0.01%
FUYO GENERAL LEASE CO LTD ORD	8424 JT Equity	JP	JPY	0.01%
USHIO INC ORD	6925 JT Equity	JP	JPY	0.01%
CALBEE INC ORD	2229 JT Equity	JP	JPY	0.01%
MITSUBISHI MOTORS CORP ORD	7211 JT Equity	JP	JPY	0.01%
SANKYU INC ORD	9065 JT Equity	JP	JPY	0.01%
IND & INFRA FU/D	3249 JT Equity	JP	JPY	0.01%
AOZORA BANK LTD ORD	8304 JT Equity	JP	JPY	0.01%
SANKI ENGINEERING CO LTD	1961 JT Equity	JP	JPY	0.01%
MONOGATARI CORP/THE	3097 JT Equity	JP	JPY	0.01%
RIGAKU HLDG CORP ORD	268A JT Equity	JP	JPY	0.01%
GOLDWIN INC	8111 JT Equity	JP	JPY	0.01%
MIZUNO CORP	8022 JT Equity	JP	JPY	0.01%
TORIDOLL HOLDINGS CORP	3397 JT Equity	JP	JPY	0.01%
KANEKA CORP	4118 JT Equity	JP	JPY	0.01%
ULVAC INC	6728 JT Equity	JP	JPY	0.01%
NIPPON SHINYAKU CO LTD	4516 JT Equity	JP	JPY	0.01%
NIPPON DENSETSU KOGYO CO LTD	1950 JT Equity	JP	JPY	0.01%
TSUMURA & CO ORD	4540 JT Equity	JP	JPY	0.01%
KEIKYU (KEIHIN ELECTRIC EXP) ORD	9006 JT Equity	JP	JPY	0.01%
TSUGAMI CORP	6101 JT Equity	JP	JPY	0.01%
FRONTIER REAL ESTATE INVESTMENT CORPORATION	8964 JT Equity	JP	JPY	0.01%
JAPAN LOGISTICS FUND INC ORD	8967 JT Equity	JP	JPY	0.01%

FACTSHEET - AS OF 06-Apr-2026
Solactive Japan All Cap VT Index

Company	Ticker	Country	Currency	Index Weight (%)
NIPPON GAS CO LTD	8174 JT Equity	JP	JPY	0.01%
SENKO GROUP HOLDINGS CO LTD	9069 JT Equity	JP	JPY	0.01%
JVCKENWOOD CORP	6632 JT Equity	JP	JPY	0.01%
NOK CORP ORD	7240 JT Equity	JP	JPY	0.01%
CANON MARKETING JAPAN (SALES) ORD	8060 JT Equity	JP	JPY	0.01%
TOAGOSEI CO LTD ORD	4045 JT Equity	JP	JPY	0.01%
TOYO SEIKAN GROUP HOLDINGS LTD	5901 JT Equity	JP	JPY	0.01%
NIPRO (NISSHO) CORP ORD	8086 JT Equity	JP	JPY	0.01%
TOYOTA BOSHOKU CORP ORD	3116 JT Equity	JP	JPY	0.01%
NANKAI ELECTRIC RAILWAY CO LTD ORD	9044 JT Equity	JP	JPY	0.01%
NIHON M&A CENTER HOLDINGS INC	2127 JT Equity	JP	JPY	0.01%
SERIA CO LTD	2782 JT Equity	JP	JPY	0.01%
INABATA & CO	8098 JT Equity	JP	JPY	0.01%
TEIJIN LTD	3401 JT Equity	JP	JPY	0.01%
NTN CORP ORD	6472 JT Equity	JP	JPY	0.01%
MITSUBISHI ESTATE LOGISTICS REIT INVESTMENT CORP	3481 JT Equity	JP	JPY	0.01%
SENSHU IKEDA HOLDINGS INC ORD	8714 JT Equity	JP	JPY	0.01%
FUSO CHEMICAL CO LTD	4368 JT Equity	JP	JPY	0.01%
TODA CORP ORD	1860 JT Equity	JP	JPY	0.01%
OKAMURA CORP	7994 JT Equity	JP	JPY	0.01%
IIDA GROUP HOLDINGS CO LTD	3291 JT Equity	JP	JPY	0.01%
NISHI-NIPPON RAILROAD CO LTD ORD	9031 JT Equity	JP	JPY	0.01%
BANK OF NAGOYA LTD/THE	8522 JT Equity	JP	JPY	0.01%
BIC CAMERA INC	3048 JT Equity	JP	JPY	0.01%
KANSAI PAINT CO LTD	4613 JT Equity	JP	JPY	0.01%
NIPPON LIGHT METAL HOLDINGS CO LTD	5703 JT Equity	JP	JPY	0.01%
YOSHINOYA HOLDINGS CO. LTD.	9861 JT Equity	JP	JPY	0.01%
NIPPON REIT INVESTMENT CORP	3296 JT Equity	JP	JPY	0.01%
KIYO BANK LTD/THE	8370 JT Equity	JP	JPY	0.01%
ALPS ALPINE CO LTD	6770 JT Equity	JP	JPY	0.01%
COSMOS PHARMACEUTICAL CORP ORD	3349 JT Equity	JP	JPY	0.01%
DAIHEN CORP	6622 JT Equity	JP	JPY	0.01%
SOCIONEXT INC	6526 JT Equity	JP	JPY	0.01%
NISSUI CORP	1332 JT Equity	JP	JPY	0.01%
TSUBAKIMOTO CHAIN CO ORD	6371 JT Equity	JP	JPY	0.01%
NAMURA SHIPBUILDING CO LTD	7014 JT Equity	JP	JPY	0.01%
NIPPON KAYAKU CO LTD ORD	4272 JT Equity	JP	JPY	0.01%
NOJIMA CORP	7419 JT Equity	JP	JPY	0.01%
INFORMATION SERVICES INTERNATI	4812 JT Equity	JP	JPY	0.01%
DENA CO LTD	2432 JT Equity	JP	JPY	0.01%
JAPAN EXCELLENT	8987 JT Equity	JP	JPY	0.01%
PILOT CORP	7846 JT Equity	JP	JPY	0.01%
KANRO INC	2216 JT Equity	JP	JPY	0.00%
EGUARANTEEE INC	8771 JT Equity	JP	JPY	0.00%

FACTSHEET - AS OF 06-Apr-2026
Solactive Japan All Cap VT Index

Company	Ticker	Country	Currency	Index Weight (%)
RS TECHNOLOGIES CO LTD	3445 JT Equity	JP	JPY	0.00%
AZ-COM MARUWA HOLDINGS INC	9090 JT Equity	JP	JPY	0.00%
AUTOBACS SEVEN CO LTD ORD	9832 JT Equity	JP	JPY	0.00%
INSOURCE CO LTD	6200 JT Equity	JP	JPY	0.00%
OITA BANK LTD/THE	8392 JT Equity	JP	JPY	0.00%
JBCC HOLDINGS INC	9889 JT Equity	JP	JPY	0.00%
SHIBAURA MACHINE CO LTD	6104 JT Equity	JP	JPY	0.00%
YAMABIKO	6250 JT Equity	JP	JPY	0.00%
PREMIUM GROUP CO LTD	7199 JT Equity	JP	JPY	0.00%
DAIKOKUTENBUSSAN CO LTD	2791 JT Equity	JP	JPY	0.00%
T HASEGAWA CO LTD	4958 JT Equity	JP	JPY	0.00%
TAKARA BIO INC	4974 JT Equity	JP	JPY	0.00%
KONOIKE TRANSPORT CO LTD	9025 JT Equity	JP	JPY	0.00%
ZOJIRUSHI CORP	7965 JT Equity	JP	JPY	0.00%
RINGER HUT CO LTD	8200 JT Equity	JP	JPY	0.00%
SUMITOMO OSAKA CEMENT CO LTD ORD	5232 JT Equity	JP	JPY	0.00%
AOYAMA TRADING CO LTD ORD	8219 JT Equity	JP	JPY	0.00%
JUSTSYSTEMS CORP	4686 JT Equity	JP	JPY	0.00%
ITO EN LTD ORD	2593 JT Equity	JP	JPY	0.00%
RENOVA INC	9519 JT Equity	JP	JPY	0.00%
FUJITA KANKO INC	9722 JT Equity	JP	JPY	0.00%
TOKYU CONSTRUCTION CO LTD	1720 JT Equity	JP	JPY	0.00%
BAUDROIE INC	4413 JT Equity	JP	JPY	0.00%
NACHI-FUJIKOSHI CORP ORD	6474 JT Equity	JP	JPY	0.00%
EN-JAPAN INC	4849 JT Equity	JP	JPY	0.00%
FINANCIAL PRODUCTS GROUP CO LTD	7148 JT Equity	JP	JPY	0.00%
DAIO PAPER CORP	3880 JT Equity	JP	JPY	0.00%
CYBOZU INC	4776 JT Equity	JP	JPY	0.00%
TOWA CORP	6315 JT Equity	JP	JPY	0.00%
OSAKA TITANIUM TECHNOLOGIES	5726 JT Equity	JP	JPY	0.00%
UNITED SUPER MARKETS HOLDING	3222 JT Equity	JP	JPY	0.00%
NOEVIR HOLDING CO	4928 JT Equity	JP	JPY	0.00%
KEEPER TECHNICAL LABORATORY CO	6036 JT Equity	JP	JPY	0.00%
CHUGOKU MARINE	4617 JT Equity	JP	JPY	0.00%
SHIN-ETSU POLYMER CO LTD	7970 JT Equity	JP	JPY	0.00%
AUCNET INC	3964 JT Equity	JP	JPY	0.00%
SHIN NIPPON AIR TECHNOLOGIES C	1952 JT Equity	JP	JPY	0.00%
HAKUTO CO LTD	7433 JT Equity	JP	JPY	0.00%
NIPPON PILLAR PACKING CO LTD	6490 JT Equity	JP	JPY	0.00%
KH NEOCHEM CO LTD	4189 JT Equity	JP	JPY	0.00%
NIPPON CERAMIC CO LTD	6929 JT Equity	JP	JPY	0.00%
GENDA ORD	9166 JT Equity	JP	JPY	0.00%
MATSUYAFOODS HOLDINGS CO LTD	9887 JT Equity	JP	JPY	0.00%
TOYO TANSO CO LTD	5310 JT Equity	JP	JPY	0.00%

FACTSHEET - AS OF 06-Apr-2026
Solactive Japan All Cap VT Index

Company	Ticker	Country	Currency	Index Weight (%)
GMO FINANCIAL HOLDINGS INC	7177 JT Equity	JP	JPY	0.00%
MIYAZAKI BANK LTD/THE	8393 JT Equity	JP	JPY	0.00%
NIHON DENGI CO LTD	1723 JT Equity	JP	JPY	0.00%
OPEN UP GROUP INC	2154 JT Equity	JP	JPY	0.00%
FUTURE CORP	4722 JT Equity	JP	JPY	0.00%
SUN FRONTIER FUDOUSAN CO LTD	8934 JT Equity	JP	JPY	0.00%
OKASAN SEC GRO/D	8609 JT Equity	JP	JPY	0.00%
BUSINESS ENGINEERING CORP	4828 JT Equity	JP	JPY	0.00%
MAXELL LTD	6810 JT Equity	JP	JPY	0.00%
NISHIMATSUYA CHAIN CO LTD	7545 JT Equity	JP	JPY	0.00%
METAWATER CO LTD	9551 JT Equity	JP	JPY	0.00%
KURIMOTO LTD	5602 JT Equity	JP	JPY	0.00%
MEDLEY INC	4480 JT Equity	JP	JPY	0.00%
DAIICHIKOSHO CO LTD ORD	7458 JT Equity	JP	JPY	0.00%
FUKUYAMA TRANSPORTING CO LTD ORD	9075 JT Equity	JP	JPY	0.00%
TSUKISHIMA HOLDING	6332 JT Equity	JP	JPY	0.00%
AISAN INDUSTRY CO LTD	7283 JT Equity	JP	JPY	0.00%
MOS FOOD SERVICES INC	8153 JT Equity	JP	JPY	0.00%
DIGITAL GARAGE INC	4819 JT Equity	JP	JPY	0.00%
TRUSCO NAKAYAMA CORP	9830 JT Equity	JP	JPY	0.00%
NIPPON PAPER INDUSTRIES CO. LTD	3863 JT Equity	JP	JPY	0.00%
ZUKEN INC	6947 JT Equity	JP	JPY	0.00%
SHIN NIPPON BIOMEDICAL LABOR	2395 JT Equity	JP	JPY	0.00%
SHOWA SANGYO CO LTD	2004 JT Equity	JP	JPY	0.00%
BUNKA SHUTTER CO. LTD.	5930 JT Equity	JP	JPY	0.00%
BELLSYSTEM24 HOLDINGS INC	6183 JT Equity	JP	JPY	0.00%
WEST HOLDING	1407 JT Equity	JP	JPY	0.00%
POLA ORBIS HOLDINGS INC ORD	4927 JT Equity	JP	JPY	0.00%
SAN JU SAN FINANCIAL GROUP INC	7322 JT Equity	JP	JPY	0.00%
BELLUNA CO LTD	9997 JT Equity	JP	JPY	0.00%
K&O ENERGY GROUP INC	1663 JT Equity	JP	JPY	0.00%
NITTETSU MINING CO LTD	1515 JT Equity	JP	JPY	0.00%
TOTECH CORP	9960 JT Equity	JP	JPY	0.00%
TV ASAHI HOLDINGS CORP	9409 JT Equity	JP	JPY	0.00%
SENSHU ELECTRIC CO LTD	9824 JT Equity	JP	JPY	0.00%
IZUMI CO LTD ORD	8273 JT Equity	JP	JPY	0.00%
ITOCHU ENEX CO LTD	8133 JT Equity	JP	JPY	0.00%
TOSEI CORP	8923 JT Equity	JP	JPY	0.00%
SAKURA INTERNET INC	3778 JT Equity	JP	JPY	0.00%
MARUZEN SHOWA UNYU CO LTD	9068 JT Equity	JP	JPY	0.00%
FCC CO LTD ORD	7296 JT Equity	JP	JPY	0.00%
TV TOKYO HOLDINGS CORP	9413 JT Equity	JP	JPY	0.00%
UNITED ARROWS LTD	7606 JT Equity	JP	JPY	0.00%
JAPAN ENGINE CORP	6016 JT Equity	JP	JPY	0.00%

FACTSHEET - AS OF 06-Apr-2026
Solactive Japan All Cap VT Index

Company	Ticker	Country	Currency	Index Weight (%)
KOSAIDO HOLDINGS CO LTD	7868 JT Equity	JP	JPY	0.00%
MITSUBOSHI BELTI	5192 JT Equity	JP	JPY	0.00%
KOMERI CO LTD ORD	8218 JT Equity	JP	JPY	0.00%
VALOR HOLDINGS CO LTD	9956 JT Equity	JP	JPY	0.00%
MCJ CO LTD	6670 JT Equity	JP	JPY	0.00%
JAPAN WOOL TEXTILE CO LTD/THE	3201 JT Equity	JP	JPY	0.00%
CENTRAL GLASS CO LTD ORD	4044 JT Equity	JP	JPY	0.00%
TAKARA LEBEN REAL ESTATE INVESTMENT CORP	3492 JT Equity	JP	JPY	0.00%
TRI CHEMICAL LABORATORIES IN	4369 JT Equity	JP	JPY	0.00%
DOUTOR NICHIRE HOLDINGS CO. LTD.	3087 JT Equity	JP	JPY	0.00%
ROLAND CORP	7944 JT Equity	JP	JPY	0.00%
FREEE KK	4478 JT Equity	JP	JPY	0.00%
ASAHI YUKIZAI CORP	4216 JT Equity	JP	JPY	0.00%
HIS CO LTD ORD	9603 JT Equity	JP	JPY	0.00%
ATOM CORP	7412 JT Equity	JP	JPY	0.00%
TOENEC CORP	1946 JT Equity	JP	JPY	0.00%
JAC RECRUITMENT CO LTD	2124 JT Equity	JP	JPY	0.00%
HIBIYA ENGINEERING LTD	1982 JT Equity	JP	JPY	0.00%
YURTEC CORP	1934 JT Equity	JP	JPY	0.00%
PASONA GROUP INC	2168 JT Equity	JP	JPY	0.00%
HAMAKYOREX CO LTD	9037 JT Equity	JP	JPY	0.00%
TAMRON	7740 JT Equity	JP	JPY	0.00%
ONWARD HOLDINGS (KASHIYAMA) ORD	8016 JT Equity	JP	JPY	0.00%
WORLD CO LTD	3612 JT Equity	JP	JPY	0.00%
FP CORP ORD	7947 JT Equity	JP	JPY	0.00%
CRE LOGISTICS REIT INC	3487 JT Equity	JP	JPY	0.00%
TOHO TITANIUM CO LTD	5727 JT Equity	JP	JPY	0.00%
PKSHA TECHNOLOGY INC	3993 JT Equity	JP	JPY	0.00%
EUGLENA CO LTD	2931 JT Equity	JP	JPY	0.00%
ISHIHARA SANGYO KAISHA LTD	4028 JT Equity	JP	JPY	0.00%
TAIHEI DENGYO KAISHA LTD	1968 JT Equity	JP	JPY	0.00%
NXERA PHARMA CO LTD	4565 JT Equity	JP	JPY	0.00%
UT GROUP CO LTD	2146 JT Equity	JP	JPY	0.00%
MILBON CO LTD	4919 JT Equity	JP	JPY	0.00%
TECHNO RYOWA LTD	1965 JT Equity	JP	JPY	0.00%
YUASA TRADING CO LTD	8074 JT Equity	JP	JPY	0.00%
JAPAN LIFELINE CO LTD	7575 JT Equity	JP	JPY	0.00%
NICHICON CORP ORD	6996 JT Equity	JP	JPY	0.00%
MIXI INC	2121 JT Equity	JP	JPY	0.00%
FURUYA METAL CO LTD	7826 JT Equity	JP	JPY	0.00%
FUNAI SOKEN HOLDINGS INC	9757 JT Equity	JP	JPY	0.00%
TOKAI HOLDINGS CORP	3167 JT Equity	JP	JPY	0.00%
M&A CAPITAL PARTNERS CO LTD	6080 JT Equity	JP	JPY	0.00%
JAPAN INVESTMENT ADVISER CO	7172 JT Equity	JP	JPY	0.00%

FACTSHEET - AS OF 06-Apr-2026
Solactive Japan All Cap VT Index

Company	Ticker	Country	Currency	Index Weight (%)
GUNZE LTD	3002 JT Equity	JP	JPY	0.00%
JCU CORP	4975 JT Equity	JP	JPY	0.00%
SAKAI MOVING SERVICE CO LTD	9039 JT Equity	JP	JPY	0.00%
HOSIDEN CORP	6804 JT Equity	JP	JPY	0.00%
SANYO CHEMICAL	4471 JT Equity	JP	JPY	0.00%
FURUKAWA CO LTD	5715 JT Equity	JP	JPY	0.00%
MITSUBISHI RESEARCH INSTITUT	3636 JT Equity	JP	JPY	0.00%
ARIAKE JAPAN CO LTD	2815 JT Equity	JP	JPY	0.00%
OHSHO FOOD SERVICE CORP.	9936 JT Equity	JP	JPY	0.00%
COMTURE CORP	3844 JT Equity	JP	JPY	0.00%
HIDAY HIDAKA CORP	7611 JT Equity	JP	JPY	0.00%
KUREHA CORP	4023 JT Equity	JP	JPY	0.00%
RICOH LEASING CO LTD	8566 JT Equity	JP	JPY	0.00%
RIKEN KEIKI CO LTD	7734 JT Equity	JP	JPY	0.00%
RAIZNEXT CORP	6379 JT Equity	JP	JPY	0.00%
JAPAN AVIATION ELECTRONICS	6807 JT Equity	JP	JPY	0.00%
SINKO INDUSTRIES	6458 JT Equity	JP	JPY	0.00%
TOKYO ELECTRON	2760 JT Equity	JP	JPY	0.00%
JAFCO GROUP CO LTD	8595 JT Equity	JP	JPY	0.00%
SAKATA SEED CORP	1377 JT Equity	JP	JPY	0.00%
PIOLAX INC	5988 JT Equity	JP	JPY	0.00%
BML INC	4694 JT Equity	JP	JPY	0.00%
KURA SUSHI INC	2695 JT Equity	JP	JPY	0.00%
HEIWA REAL ESTATE CO LTD	8803 JT Equity	JP	JPY	0.00%
SHOEI CO LTD	7839 JT Equity	JP	JPY	0.00%
TORISHIMA PUM	6363 JT Equity	JP	JPY	0.00%
NOMURA MICRO SCIENCE CO LTD	6254 JT Equity	JP	JPY	0.00%
NOHMI BOSAI LTD	6744 JT Equity	JP	JPY	0.00%
SHIFT INC	3697 JT Equity	JP	JPY	0.00%
FUTABA INDUSTRIAL CO LTD	7241 JT Equity	JP	JPY	0.00%
DIP CORP	2379 JT Equity	JP	JPY	0.00%
J TRUST CO LTD	8508 JT Equity	JP	JPY	0.00%
AOKI HOLDINGS INC	8214 JT Equity	JP	JPY	0.00%
ARCHION CORP	543A JT Equity	JP	JPY	0.00%
YOKOGAWA BRIDGE HOLDINGS CORP	5911 JT Equity	JP	JPY	0.00%
mitsui HIGH-TEC	6966 JT Equity	JP	JPY	0.00%
TOTETSU KOGYO CO LTD	1835 JT Equity	JP	JPY	0.00%
OPTORUN CO LTD	6235 JT Equity	JP	JPY	0.00%
JMDC INC	4483 JT Equity	JP	JPY	0.00%
TIMEE INC	215A JT Equity	JP	JPY	0.00%
ISPACE ORD	9348 JT Equity	JP	JPY	0.00%
HEIWA CORP ORD	6412 JT Equity	JP	JPY	0.00%
KISSEI PHARMACEUTICAL CO ORD	4547 JT Equity	JP	JPY	0.00%
YAMAZEN CORP	8051 JT Equity	JP	JPY	0.00%

FACTSHEET - AS OF 06-Apr-2026
Solactive Japan All Cap VT Index

Company	Ticker	Country	Currency	Index Weight (%)
AI HOLDINGS CORP	3076 JT Equity	JP	JPY	0.00%
ELECOM CO LTD	6750 JT Equity	JP	JPY	0.00%
HI-LEX CORP	7279 JT Equity	JP	JPY	0.00%
COMPUTER ENGINEERING & CONSULT	9692 JT Equity	JP	JPY	0.00%
VALQUA LTD	7995 JT Equity	JP	JPY	0.00%
WINGARCIST ORD	4432 JT Equity	JP	JPY	0.00%
ASKUL CORP	2678 JT Equity	JP	JPY	0.00%
OSAKA ORGANIC CHEMICAL INDUSTR	4187 JT Equity	JP	JPY	0.00%
YAHAGI CONSTRUCTION CO LTD	1870 JT Equity	JP	JPY	0.00%
EIZO CORP.	6737 JT Equity	JP	JPY	0.00%
TOYOBO CO LTD ORD	3101 JT Equity	JP	JPY	0.00%
JACCS CO LTD	8584 JT Equity	JP	JPY	0.00%
TECHMATRIX CORPORATION	3762 JT Equity	JP	JPY	0.00%
HUMAN MADE ORD	456A JT Equity	JP	JPY	0.00%
EIKEN CHEMICAL CO LTD	4549 JT Equity	JP	JPY	0.00%
DYDO DRINCO INC	2590 JT Equity	JP	JPY	0.00%
SATO HOLDINGS CO	6287 JT Equity	JP	JPY	0.00%
TADANO LTD	6395 JT Equity	JP	JPY	0.00%
ADASTRIA CO LTD	2685 JT Equity	JP	JPY	0.00%
NIKKISO CO LTD	6376 JT Equity	JP	JPY	0.00%
SHIZUOKA GAS CO LTD	9543 JT Equity	JP	JPY	0.00%
CHIBA KOGYO BANK LTD/THE	8337 JT Equity	JP	JPY	0.00%
DAIHATSU DIESEL MANUFACTURING	6023 JT Equity	JP	JPY	0.00%
NIPPON PARKING DEVELOPMENT C	2353 JT Equity	JP	JPY	0.00%
CONVANO INC	6574 JT Equity	JP	JPY	0.00%
SIIX CORP	7613 JT Equity	JP	JPY	0.00%
SMS CO. LTD.	2175 JT Equity	JP	JPY	0.00%
KYORIN PHARMACEUTICAL	4569 JT Equity	JP	JPY	0.00%
EARTH CHEMICAL CO LTD	4985 JT Equity	JP	JPY	0.00%
HOKUETSU CORP	3865 JT Equity	JP	JPY	0.00%
MUSASHI SEIMITSU	7220 JT Equity	JP	JPY	0.00%
WORKMAN CO LTD	7564 JT Equity	JP	JPY	0.00%
ASTROSCALE HLDG ORD	186A JT Equity	JP	JPY	0.00%
NISHIKAWA RUBBER CO LTD	5161 JT Equity	JP	JPY	0.00%
NORTHSAND INC	446A JT Equity	JP	JPY	0.00%
ALPEN CO. LTD.	3028 JT Equity	JP	JPY	0.00%
INFOMART CORP	2492 JT Equity	JP	JPY	0.00%
ORIENT CORP	8585 JT Equity	JP	JPY	0.00%
MANDOM CORP	4917 JT Equity	JP	JPY	0.00%
ROYAL HOLDINGS CO	8179 JT Equity	JP	JPY	0.00%
SOSILA LOGISTICS REIT INC	2979 JT Equity	JP	JPY	0.00%
UNION TOOL CO	6278 JT Equity	JP	JPY	0.00%
PRIMA MEAT PACKERS LTD	2281 JT Equity	JP	JPY	0.00%
ANYCOLOR INC	5032 JT Equity	JP	JPY	0.00%

FACTSHEET - AS OF 06-Apr-2026
Solactive Japan All Cap VT Index

Company	Ticker	Country	Currency	Index Weight (%)
ARCLANDS CORP	9842 JT Equity	JP	JPY	0.00%
KOHNAN SHOJI CO LTD	7516 JT Equity	JP	JPY	0.00%
TRANSCOSMOS INC	9715 JT Equity	JP	JPY	0.00%
NIPPON HUME CORP	5262 JT Equity	JP	JPY	0.00%
SHIKOKU KASEI HOLDINGS CORP	4099 JT Equity	JP	JPY	0.00%
SAKATA INX CORP	4633 JT Equity	JP	JPY	0.00%
SIMPLEX HOLDINGS INC	4373 JT Equity	JP	JPY	0.00%
PS MITSUBISHI CONSTRUCTION CO	1871 JT Equity	JP	JPY	0.00%
MENICON CO LTD	7780 JT Equity	JP	JPY	0.00%
MANI INC	7730 JT Equity	JP	JPY	0.00%
TOYO ENGINEERING CORP	6330 JT Equity	JP	JPY	0.00%
JAPAN DISPLAY	6740 JT Equity	JP	JPY	0.00%
TOKEN CORP	1766 JT Equity	JP	JPY	0.00%
APPIER GROUP INC	4180 JT Equity	JP	JPY	0.00%
MATSUI SECURITIES CO LTD ORD	8628 JT Equity	JP	JPY	0.00%
YAMAE GROUP HOLDINGS CO LTD	7130 JT Equity	JP	JPY	0.00%
SEPTENI HOLDINGS CO LTD	4293 JT Equity	JP	JPY	0.00%
QOL HOLDINGS CO LTD	3034 JT Equity	JP	JPY	0.00%
YELLOW HAT LTD	9882 JT Equity	JP	JPY	0.00%
NITTO KOGYO CORPORATION	6651 JT Equity	JP	JPY	0.00%
NISSEI ASB MACHINE CO LTD	6284 JT Equity	JP	JPY	0.00%
VISION INC/TOKYO JAPAN	9416 JT Equity	JP	JPY	0.00%
LIFEDRINK CO INC	2585 JT Equity	JP	JPY	0.00%
ISE CHEMICALS CORP	4107 JT Equity	JP	JPY	0.00%
IRISO ELECTRONIC	6908 JT Equity	JP	JPY	0.00%
KAGA ELECTRONICS CO LTD	8154 JT Equity	JP	JPY	0.00%
KYOKUTO KAIHATSU KOGYO CO LTD	7226 JT Equity	JP	JPY	0.00%
KURABO INDS	3106 JT Equity	JP	JPY	0.00%
MATSUDA SANGYO CO LTD	7456 JT Equity	JP	JPY	0.00%
PALTAC CORPORATI	8283 JT Equity	JP	JPY	0.00%
FUJI KYUKO CO LTD	9010 JT Equity	JP	JPY	0.00%
DIGITAL ARTS INC	2326 JT Equity	JP	JPY	0.00%
WEATHERNEWS INC	4825 JT Equity	JP	JPY	0.00%
MEGACHIPS CORP	6875 JT Equity	JP	JPY	0.00%
PAC INDUSTRIAL	7250 JT Equity	JP	JPY	0.00%
NS UNITED KAIUN	9110 JT Equity	JP	JPY	0.00%
SAN-A CO LTD	2659 JT Equity	JP	JPY	0.00%
KITZ CORP	6498 JT Equity	JP	JPY	0.00%
NORITSU KOKI CO LTD	7744 JT Equity	JP	JPY	0.00%
ITOKI CORP	7972 JT Equity	JP	JPY	0.00%
FIRST BANK OF TOYAMA LTD/THE	7184 JT Equity	JP	JPY	0.00%
ARGO GRAPHICS INC	7595 JT Equity	JP	JPY	0.00%
TOKYO KEIKI INC	7721 JT Equity	JP	JPY	0.00%
NOMURA CO LTD	9716 JT Equity	JP	JPY	0.00%

FACTSHEET - AS OF 06-Apr-2026
Solactive Japan All Cap VT Index

Company	Ticker	Country	Currency	Index Weight (%)
SYSTENA CORP	2317 JT Equity	JP	JPY	0.00%
RAKUS CO LTD	3923 JT Equity	JP	JPY	0.00%
RYOBI LTD	5851 JT Equity	JP	JPY	0.00%
EAGLE INDUSTRY	6486 JT Equity	JP	JPY	0.00%
SIGMAXYZ HOLDINGS INC	6088 JT Equity	JP	JPY	0.00%
NORITZ CORP ORD	5943 JT Equity	JP	JPY	0.00%
DOSHISHA CO LTD	7483 JT Equity	JP	JPY	0.00%
KOJIMA CO LTD	7513 JT Equity	JP	JPY	0.00%
TSUBURAYA FIELDS HOLDINGS INC	2767 JT Equity	JP	JPY	0.00%
ITOCHU-SHOKUHIN CO LTD	2692 JT Equity	JP	JPY	0.00%
PLUS ALPHA CONSULTING CO LTD	4071 JT Equity	JP	JPY	0.00%
TOWA PHARMACEUTICAL CO LTD	4553 JT Equity	JP	JPY	0.00%
KOMEDA HOLDINGS CO LTD	3543 JT Equity	JP	JPY	0.00%
M&A RESEARCH INSTITUTE HOLDINGS	9552 JT Equity	JP	JPY	0.00%
GREE INC	3632 JT Equity	JP	JPY	0.00%
AICHI STEEL CORP LTD ORD	5482 JT Equity	JP	JPY	0.00%
STRIKE CO LTD	6196 JT Equity	JP	JPY	0.00%
KI-STAR REAL ESTATE CO LTD	3465 JT Equity	JP	JPY	0.00%
EXEDY CORP ORD	7278 JT Equity	JP	JPY	0.00%
KUMIAI CHEMICAL INDUSTRY CO	4996 JT Equity	JP	JPY	0.00%
ICHIGO INC	2337 JT Equity	JP	JPY	0.00%
NICHIHA CORP	7943 JT Equity	JP	JPY	0.00%
SANTEC HLDGS CORP	6777 JT Equity	JP	JPY	0.00%
PEPTIDREAM INC	4587 JT Equity	JP	JPY	0.00%
HAPPINET CORP	7552 JT Equity	JP	JPY	0.00%
UNIVERSAL ENTERTAINMENT (ARUZE) ORD	6425 JT Equity	JP	JPY	0.00%
SUN CORP	6736 JT Equity	JP	JPY	0.00%
SEVEN BANK LTD ORD	8410 JT Equity	JP	JPY	0.00%
RYOYO RYOSAN HOLDINGS INC	167A JT Equity	JP	JPY	0.00%
TOYO INK SC HLDG (TOYO INK MFG) ORD	4634 JT Equity	JP	JPY	0.00%
AVEX INC	7860 JT Equity	JP	JPY	0.00%
PRESS KOGYO CO	7246 JT Equity	JP	JPY	0.00%
TAMA HOME CO LTD	1419 JT Equity	JP	JPY	0.00%
INTEGRAL CORP ORD	5842 JT Equity	JP	JPY	0.00%
MITSUB PENCIL CO	7976 JT Equity	JP	JPY	0.00%
GODO STEEL LTD	5410 JT Equity	JP	JPY	0.00%
LIFENET INSURANCE CO	7157 JT Equity	JP	JPY	0.00%
USEN NEXT HOLDINGS CO LTD	9418 JT Equity	JP	JPY	0.00%
TKC CORP	9746 JT Equity	JP	JPY	0.00%
TRE HOLDINGS CORP	9247 JT Equity	JP	JPY	0.00%
HIOKI EE CORP	6866 JT Equity	JP	JPY	0.00%
WAKITA & CO LTD	8125 JT Equity	JP	JPY	0.00%
MITSUBISHI LOGISNEXT CO LTD	7105 JT Equity	JP	JPY	0.00%
HANKYU HANSHIN REIT INC	8977 JT Equity	JP	JPY	0.00%

FACTSHEET - AS OF 06-Apr-2026
Solactive Japan All Cap VT Index

Company	Ticker	Country	Currency	Index Weight (%)
MIRAI CORP	3476 JT Equity	JP	JPY	0.00%
CREATE SD HOLDINGS CO	3148 JT Equity	JP	JPY	0.00%
TAKARA STANDARD CO LTD ORD	7981 JT Equity	JP	JPY	0.00%
PAL GROUP HOLDINGS CO. LTD.	2726 JT Equity	JP	JPY	0.00%
TOKYOTOKEIBA CO LTD	9672 JT Equity	JP	JPY	0.00%
KASUMIGASEKI CAPITAL CO LTD	3498 JT Equity	JP	JPY	0.00%
IDOM INC	7599 JT Equity	JP	JPY	0.00%
QPS HOLDINGS INC	464A JT Equity	JP	JPY	0.00%
TSI HOLDINGS CO LTD	3608 JT Equity	JP	JPY	0.00%
JINS HOLDINGS INC	3046 JT Equity	JP	JPY	0.00%
SHINMAYWA INDUSTRIES LTD	7224 JT Equity	JP	JPY	0.00%
TKP CORP	3479 JT Equity	JP	JPY	0.00%
SANYO DENKI	6516 JT Equity	JP	JPY	0.00%
ES-CON JAPAN LTD	8892 JT Equity	JP	JPY	0.00%
TOSHIBA TEC CORP ORD	6588 JT Equity	JP	JPY	0.00%
UCHIDA YOKO CO LTD	8057 JT Equity	JP	JPY	0.00%
OKINAWA ELECTRIC POWER CO INC/THE	9511 JT Equity	JP	JPY	0.00%
WACOM CO LTD	6727 JT Equity	JP	JPY	0.00%
CHANGE HLDGS INC	3962 JT Equity	JP	JPY	0.00%
SANSAN INC	4443 JT Equity	JP	JPY	0.00%
GUNGHO ONLINE ENTERTAINMENT	3765 JT Equity	JP	JPY	0.00%
NORITAKE CO LTD	5331 JT Equity	JP	JPY	0.00%
MONEX GROUP INC	8698 JT Equity	JP	JPY	0.00%
DAIEI KANKYO CO LTD	9336 JT Equity	JP	JPY	0.00%
LEOPALACE21/D	8848 JT Equity	JP	JPY	0.00%
HOCHIKI CORP	6745 JT Equity	JP	JPY	0.00%
OKINAWA CELLULAR TELEPHONE	9436 JT Equity	JP	JPY	0.00%
SBS HOLDINGS INC	2384 JT Equity	JP	JPY	0.00%
TOPRE CORPORATION	5975 JT Equity	JP	JPY	0.00%
MORITA HOLDINGS CORP	6455 JT Equity	JP	JPY	0.00%
SHOCHIKU CO LTD ORD	9601 JT Equity	JP	JPY	0.00%
GLOBAL ONE REIT	8958 JT Equity	JP	JPY	0.00%
NIPPON SEIKI CO LTD	7287 JT Equity	JP	JPY	0.00%
KAMEDA SEIKA CO LTD	2220 JT Equity	JP	JPY	0.00%
SEIKOH GIKEN CO LTD	6834 JT Equity	JP	JPY	0.00%
FUJI SEAL INTER	7864 JT Equity	JP	JPY	0.00%
SANBIO CO LTD	4592 JT Equity	JP	JPY	0.00%
CHUDENKO CORP	1941 JT Equity	JP	JPY	0.00%
ICHIBANYA CO LTD	7630 JT Equity	JP	JPY	0.00%
JCR PHARMACEUTICALS CO LTD	4552 JT Equity	JP	JPY	0.00%
FUJI CO LTD/EHIME	8278 JT Equity	JP	JPY	0.00%
HEIWADO CO LTD	8276 JT Equity	JP	JPY	0.00%
GENKY DRUGSTORES CO LTD	9267 JT Equity	JP	JPY	0.00%
MEC CO LTD	4971 JT Equity	JP	JPY	0.00%

FACTSHEET - AS OF 06-Apr-2026
Solactive Japan All Cap VT Index

Company	Ticker	Country	Currency	Index Weight (%)
SHINNIHON CORP	1879 JT Equity	JP	JPY	0.00%
OKINAWA FINANCIAL GROUP INC	7350 JT Equity	JP	JPY	0.00%
SYNSPECTIVE ORD	290A JT Equity	JP	JPY	0.00%
MUNINOVA HOLDINGS INC	547A JT Equity	JP	JPY	0.00%
KANAMOTO/D	9678 JT Equity	JP	JPY	0.00%
JOYFUL HONDA CO LTD	3191 JT Equity	JP	JPY	0.00%
JAPAN MATERIAL CO LTD	6055 JT Equity	JP	JPY	0.00%
KYOEI STEEL LTD	5440 JT Equity	JP	JPY	0.00%
KOSHIDAKA HOLDINGS CO LTD	2157 JT Equity	JP	JPY	0.00%
FUKUOKA REIT CORP	8968 JT Equity	JP	JPY	0.00%
LIFE CORP	8194 JT Equity	JP	JPY	0.00%
KAKEN PHARMACEUTICAL CO LTD ORD	4521 JT Equity	JP	JPY	0.00%
PHC HOLDINGS CORP	6523 JT Equity	JP	JPY	0.00%
MAEDA KOSEN CO LTD	7821 JT Equity	JP	JPY	0.00%

DISCLAIMER

© Solactive AG, 2026. All rights reserved.


The information contained in this factsheet is impersonal, not tailored to the needs of any person, entity or group of persons and for informational purposes only. The information contained herein has been obtained from public sources believed to be reliable, but no representation or warranty, express or implied, is made that such information is accurate or complete and it should not be relied upon as such. The content is provided on an "as is" basis. Solactive AG accepts no responsibility or liability for any errors or for any loss from use of this factsheet or any of the information or data contained herein. In no event shall Solactive AG be liable to any party for any direct, indirect, incidental, exemplary, compensatory, punitive, special or consequential damages, costs, expenses, legal fees, or losses (including, without limitation, lost income or lost profits and opportunity costs) in connection with any use of the factsheets and its content even if advised of the possibility of such damages.

It is not possible to invest directly in an index. Exposure to assets represented by an index is available through investable financial instruments that seek to provide an investment return based on the performance of an index. A decision to invest in any such financial instrument should not be made in reliance on any of the statements set forth in this document. Prospective investors are advised to make an investment in any such financial instrument only after carefully considering the risks associated with investing in such financial instruments, as detailed in an offering memorandum or similar document that is prepared by or on behalf of the issuer of the financial instrument or vehicle.

The financial instruments are not sponsored, promoted, sold or supported in any other manner by Solactive AG nor does Solactive AG offer any express or implicit guarantee or assurance either with regard to the results of using the Index and/or Index trade mark or the Index level at any time or in any other respect. Solactive AG makes no assurance that financial instruments based on the index will accurately track index performance or provide positive investment returns. Solactive AG is not an investment adviser and nothing in this factsheet constitutes a recommendation by Solactive AG to invest capital in financial instruments nor does it in any way represent an assurance or opinion of Solactive AG with regard to any investment in a financial instrument. Inclusion of a security within an index is not a recommendation by Solactive AG to buy, sell, or hold such security, nor is it considered to be investment advice.

Past performance should not be considered as indication or guarantee of any future results. Charts and graphs are provided for illustrative purposes.

This info service is offered exclusively by Solactive AG, Platz der Einheit 1, D-60327 Frankfurt am Main | E-Mail: indexing@solactive.com

"Solactive", "Solactive GBS", "German Index Engineering" and the logo  are registered trademarks of Solactive AG.

The information in this document does not constitute tax, legal or investment advice. The factsheet is proprietary to Solactive AG. Its content may not be modified, reproduced, redistributed or stored in a retrieval system in whole or in part without the prior written consent of Solactive AG.