

# FACTSHEET - AS OF 07-Apr-2026

## Solactive Active Life EUR Index AR

### DESCRIPTION

Solactive Active Life EUR Index AR aims to track the performance of the Solactive Active Life EUR Index NTR adjusted for a synthetic dividend of 5% per annum

### HISTORICAL PERFORMANCE



### CHARACTERISTICS

ISIN / WKN	DE000SLOK1M4 / SLOK1M	Base Value / Base Date	100 Points / 5.4.2017
Bloomberg / Reuters	SOLLIFED Index / .SOLLIFED	Last Price	189.21
Index Calculator	Solactive AG	Dividends	Reinvested
Index Type	Adjusted Return	Calculation	09:30am to 4:55 pm (EST), every 15 seconds
Index Currency	EUR	History	Available daily back to 2017.04.05
Index Members	70		

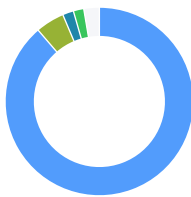
## STATISTICS

EUR	30D	90D	180D	360D	YTD	Since Inception
Performance	-2.19%	-8.70%	0.25%	14.56%	-6.02%	89.21%
Performance (p.a.)						7.34%
Volatility (p.a.)	16.35%	15.72%	16.00%	16.47%	16.09%	19.09%
High	194.96	207.36	207.36	207.36	207.36	219.32
Low	185.00	185.00	183.45	165.06	185.00	98.49
Sharpe Ratio*	-1.56	-2.09	-0.09	0.78	-1.41	0.28
Max. Drawdown	-5.11%	-10.78%	-10.78%	-10.78%	-10.78%	-37.09%
VaR 95 \ 99				-24.6% \ -35.6%		-27.7% \ -50.2%
CVaR 95 \ 99				-32.5% \ -45.0%		-44.9% \ -85.6%

\* Up to 31 December 2021, ex-post Sharpe ratios use as input for the risk free rate term the London Inter-Bank Offered rates in the respective currencies of the index and at a term equal to the observation period. From 3 January 2022 onwards, Sharpe ratios will be / are calculated using as reference risk free rate input the overnight replacement rate for these currencies, namely SONIA (for GBP), SOFR (for USD) and EURIBOR Overnight (for EUR).

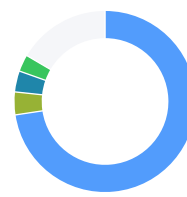
## COMPOSITION BY CURRENCIES

- USD 88.7%
- EUR 4.9%
- JPY 1.9%
- GBp 1.8%
- Others 2.7%



## COMPOSITION BY COUNTRIES

- US 72.6%
- DE 4.1%
- CH 3.7%
- GB 3.0%
- Others 16.6%



## TOP COMPONENTS AS OF 07-Apr-2026

Company	Ticker	Country	Currency	Index Weight (%)
Money Market Position				-0.07%
PACS GROUP ORD	PACS UN Equity	US	USD	3.73%
APOGEE THERAPEUTICS ORD	APGE UQ Equity	US	USD	2.99%
HERBALIFE LTD	HLF UN Equity	KY	USD	2.07%
CALLAWAY GOLF CO	CALY UN Equity	US	USD	2.04%
MERCK & CO. INC.	MRK UN Equity	US	USD	2.02%
NATIONAL HEALTHCARE CORP	NHC UA Equity	US	USD	1.93%
TANDEM DIABETES CARE INC	TNDM UQ Equity	US	USD	1.91%
ONO PHARMACEUTICAL CO LTD ORD	4528 JT Equity	JP	JPY	1.89%
JOHNSON & JOHNSON	JNJ UN Equity	US	USD	1.89%
ADAPTHEALTH CORP	AHCO UR Equity	US	USD	1.79%
SELECT MEDICAL HOLDINGS CORP	SEM UN Equity	US	USD	1.79%
VIKING THERAPEUTICS INC	VKTX UR Equity	US	USD	1.79%
ASTRAZENECA PLC	AZN LN Equity	GB	GBp	1.79%
REGENERON PHARMACEUTICALS	REGN UW Equity	US	USD	1.75%

FACTSHEET - AS OF 07-Apr-2026  
Solactive Active Life EUR Index AR

Company	Ticker	Country	Currency	Index Weight (%)
BRISTOL-MYERS SQUIBB CO	BYM UN Equity	US	USD	1.75%
SAREPTA THERAPEUTICS INC	SRPT UN Equity	US	USD	1.72%
VENTAS INC	VTR UN Equity	US	USD	1.70%
AMGEN INC	AMGN UN Equity	US	USD	1.70%
BIOGEN INC	BIIB UN Equity	US	USD	1.69%
HCA HEALTHCARE INC	HCA UN Equity	US	USD	1.69%
ELI LILLY & CO	LLY UN Equity	US	USD	1.68%
WELLTOWER INC	WELL UN Equity	US	USD	1.67%
CHUBB LTD	CB UN Equity	CH	USD	1.65%
DAVITA INC	DVA UN Equity	US	USD	1.59%
VIKING HOLDINGS LTD	VIK UN Equity	BM	USD	1.57%
CENTENE CORP	CNC UN Equity	US	USD	1.56%
PFIZER INC	PFE UN Equity	US	USD	1.55%
AMERICAN HEALTHCARE REIT ORD	AHR UN Equity	US	USD	1.54%
VERTEX PHARMACEUTICALS INC	VRTX UN Equity	US	USD	1.54%
OMEGA HEALTHCARE INVESTORS INC	OHI UN Equity	US	USD	1.50%
NATIONAL HEALTH INVESTORS INC	NHI UN Equity	US	USD	1.47%
CNO FINANCIAL GROUP INC	CNO UN Equity	US	USD	1.45%
ONESPAWORLD HLDG	OSW UN Equity	BS	USD	1.44%
ALLIANZ SE	ALV GY Equity	DE	EUR	1.43%
AFLAC INC	AFL UN Equity	US	USD	1.41%
GLOBE LIFE INC	GL UN Equity	US	USD	1.38%
SCHWAB (CHARLES) CORP	SCHW UN Equity	US	USD	1.38%
LIFE TIME GROUP HOLDINGS INC	LTH UN Equity	US	USD	1.38%
GENWORTH FINANCIAL INC	GNW UN Equity	US	USD	1.37%
ELEVANCE HEALTH INC	ELV UN Equity	US	USD	1.36%
SANOFI SA	SAN FP Equity	FR	EUR	1.36%
PUMA SE	PUM GY Equity	DE	EUR	1.34%
ABBVIE INC	ABBV UN Equity	US	USD	1.28%
MEDICAL PROPERTIES TRUST INC	MPT UN Equity	US	USD	1.28%
BIONTECH SE	BNTX UN Equity	DE	USD	1.28%
MEDTRONIC PLC	MDT UN Equity	IE	USD	1.25%
INMODE LTD	INMD UN Equity	IL	USD	1.24%
CARNIVAL PLC SPONSORED ADR	CUK UN Equity	GB	USD	1.22%
XPONENTIAL FITNESS INC-A	XPOF UN Equity	US	USD	1.22%
VICI PROPERTIES INC	VICI UN Equity	US	USD	1.20%
PALANTIR TECHNOLOGIES INC	PLTR UN Equity	US	USD	1.17%
WALT DISNEY CO/THE	DIS UN Equity	US	USD	1.15%
DEXCOM INC	DXCM UN Equity	US	USD	1.15%
ROYAL CARIBBEAN CRUISES LTD	RCL UN Equity	LR	USD	1.13%
CARNIVAL CORP	CCL UN Equity	PA	USD	1.11%
CRISPR THERAPEUTICS AG	CRSP UN Equity	CH	USD	1.09%
ABBOTT LABORATORIES	ABT UN Equity	US	USD	1.04%
NORWEGIAN CRUISE LINE HOLDINGS LTD	NCLH UN Equity	BM	USD	1.02%

FACTSHEET - AS OF 07-Apr-2026  
Solactive Active Life EUR Index AR

Company	Ticker	Country	Currency	Index Weight (%)
SONOVA HOLDING AG	SOON SE Equity	CH	CHF	1.01%
MINERALYS THERAPEUTICS ORD	MLYS UW Equity	US	USD	0.98%
OSCAR HEALTH INC	OSCR UN Equity	US	USD	0.94%
COCHLEAR LTD	COH AT Equity	AU	AUD	0.85%
INSULET CORP	PODD UW Equity	US	USD	0.84%
PELTON INTERACTIVE INC	PTON UW Equity	US	USD	0.84%
AMPLIFON SPA	AMP IM Equity	IT	EUR	0.82%
NOVO NORDISK A/S	NOVOB DC Equity	DK	DKK	0.81%
MANKIND CORP	MNKD UQ Equity	US	USD	0.63%
BETA BIONICS INC	BBNX UQ Equity	US	USD	0.58%
CAMPING WORLD HOLDINGS INC	CWH UN Equity	US	USD	0.50%
SLEEP NUMBER CORP	SNBR UW Equity	US	USD	0.17%

## DISCLAIMER

© Solactive AG, 2026. All rights reserved.


The information contained in this factsheet is impersonal, not tailored to the needs of any person, entity or group of persons and for informational purposes only. The information contained herein has been obtained from public sources believed to be reliable, but no representation or warranty, express or implied, is made that such information is accurate or complete and it should not be relied upon as such. The content is provided on an "as is" basis. Solactive AG accepts no responsibility or liability for any errors or for any loss from use of this factsheet or any of the information or data contained herein. In no event shall Solactive AG be liable to any party for any direct, indirect, incidental, exemplary, compensatory, punitive, special or consequential damages, costs, expenses, legal fees, or losses (including, without limitation, lost income or lost profits and opportunity costs) in connection with any use of the factsheets and its content even if advised of the possibility of such damages.

It is not possible to invest directly in an index. Exposure to assets represented by an index is available through investable financial instruments that seek to provide an investment return based on the performance of an index. A decision to invest in any such financial instrument should not be made in reliance on any of the statements set forth in this document. Prospective investors are advised to make an investment in any such financial instrument only after carefully considering the risks associated with investing in such financial instruments, as detailed in an offering memorandum or similar document that is prepared by or on behalf of the issuer of the financial instrument or vehicle.

The financial instruments are not sponsored, promoted, sold or supported in any other manner by Solactive AG nor does Solactive AG offer any express or implicit guarantee or assurance either with regard to the results of using the Index and/or Index trade mark or the Index level at any time or in any other respect. Solactive AG makes no assurance that financial instruments based on the index will accurately track index performance or provide positive investment returns. Solactive AG is not an investment adviser and nothing in this factsheet constitutes a recommendation by Solactive AG to invest capital in financial instruments nor does it in any way represent an assurance or opinion of Solactive AG with regard to any investment in a financial instrument. Inclusion of a security within an index is not a recommendation by Solactive AG to buy, sell, or hold such security, nor is it considered to be investment advice.

Past performance should not be considered as indication or guarantee of any future results. Charts and graphs are provided for illustrative purposes.

This info service is offered exclusively by Solactive AG, Platz der Einheit 1, D-60327 Frankfurt am Main|E-Mail: [indexing@solactive.com](mailto:indexing@solactive.com)

"Solactive", "Solactive GBS", "German Index Engineering" and the logo  are registered trademarks of Solactive AG.

The information in this document does not constitute tax, legal or investment advice. The factsheet is proprietary to Solactive AG. Its content may not be modified, reproduced, redistributed or stored in a retrieval system in whole or in part without the prior written consent of Solactive AG.